

"WALKMAN" is a registered trademark of Sony Corporation to represent Headphone Stereo products.

WALKMAN is a trademark of Sony Corporation.

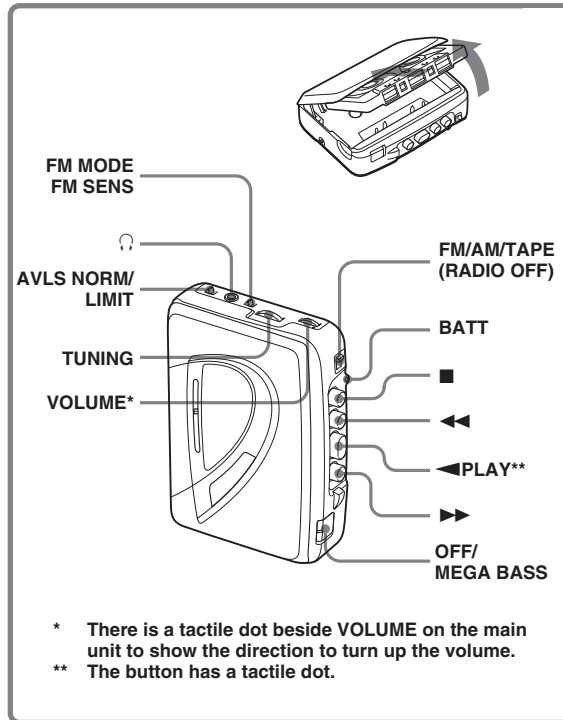
Radio Cassette-Player

Operating instructions
使用说明书 (反面)

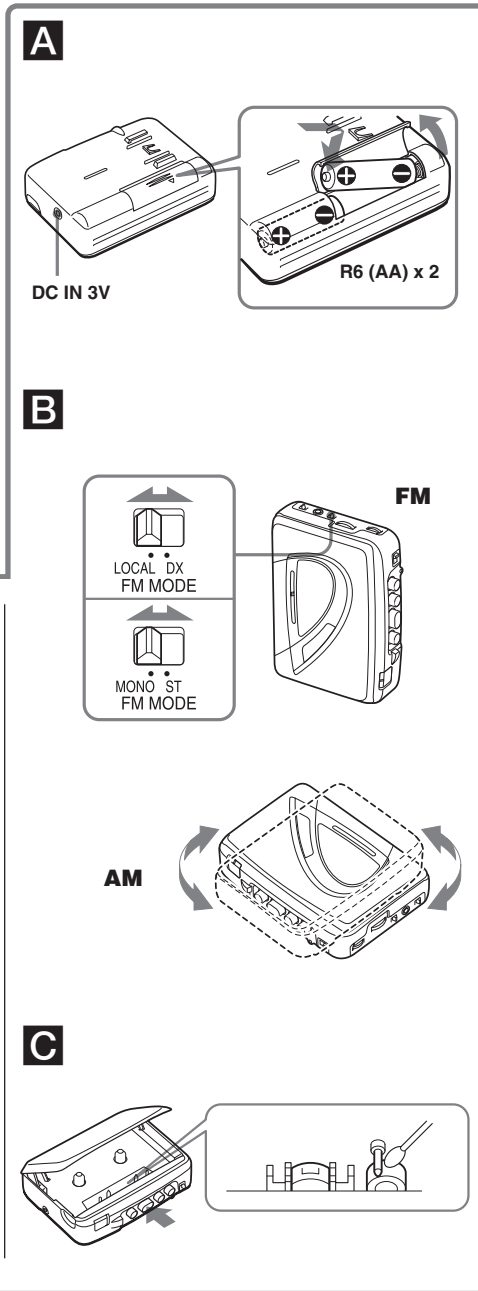


WM-FX199

©2004 Sony Corporation Printed in China



* There is a tactile dot beside VOLUME on the main unit to show the direction to turn up the volume.
** The button has a tactile dot.



English

Preparations

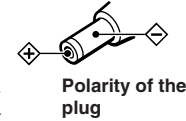
To insert batteries **A**

Note

- The BATT indicator dims when the batteries become weak or exhausted. Replace them with new ones.

To use external power

Connect the AC power adaptor AC-E30HG* (not supplied) to the DC IN 3V jack and to the mains. Do not use any other AC power adaptor. Specifications for AC-E30HG vary for each area. Check your local voltage and the shape of the plug before purchasing.



Note

Do not touch the AC power adaptor with wet hands.

* For customers in Australia AC-E30HG is not commercially available in Australia.

Playing a tape

- Set FM/AM/TAPE (RADIO OFF) to TAPE (RADIO OFF).
- Press ◀ PLAY.

To	Press
Stop playback	■ (stop)
Wind rapidly*	▶▶ or ◀◀

* Be sure to press ■ (stop) after the tape has been wound or rewound.

To limit the maximum volume automatically

Set AVLS (Automatic Volume Limiter System) to LIMIT. The maximum volume is kept down to protect your ears, even if you turn the volume up.

To emphasize sound

Set the OFF/MEGA BASS switch to MEGA BASS to produce deep and powerful sound.

Note

- Do not open the cassette holder while the tape is running.

Listening to the radio

- Set FM/AM/TAPE (RADIO OFF) to AM or FM.
- Turn TUNING to tune to the station you want.

To turn off the radio

Set FM/AM/TAPE (RADIO OFF) to TAPE (RADIO OFF).

To improve broadcast reception **B**

For FM, extend the headphones/earphones cord (antenna) or adjust FM MODE.
For AM, reorient the unit itself.

Troubleshooting

The volume cannot be turned up.

- AVLS is set to LIMIT.

Poor tape playback quality.

- Clean the headphones/earphones plug.
- Clean the tape head and tape path using a cotton swab and commercially available cleaning solvent after every 10 hours of use. **C**

Precautions

On batteries

- Do not carry dry batteries with coins or other metallic objects. It can generate heat if the positive and negative terminals of the batteries are accidentally contacted by a metallic object.
- When you are not going to use the Walkman for a long time, remove the battery to avoid any damage caused by battery leakage and subsequent corrosion.

On handling

- Do not leave the unit in a location near heat sources, or in a place subject to direct sunlight, excessive dust or sand, moisture, rain, mechanical shock, or in a car with its windows closed.
- We do not recommend the use of tape longer than 90 minutes. They are very thin and tend to be stretched easily. This may cause malfunction of the unit or sound deterioration.
- If the unit has not been used for a long time, set it in the playback mode to warm it up before inserting a cassette.
- For cleaning the case, use a soft cloth slightly moistened with mild detergent solution. Do not use alcohol, benzine or thinner.

On headphones/earphones

Road safety

Do not use headphones/earphones while driving, cycling, or operating any motorized vehicle. It may create a traffic hazard and is illegal in some areas. It can also be potentially dangerous to play your headphones/earphones at high volume while walking, especially at pedestrian crossings.

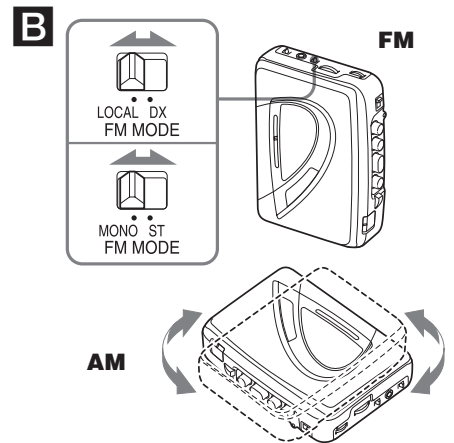
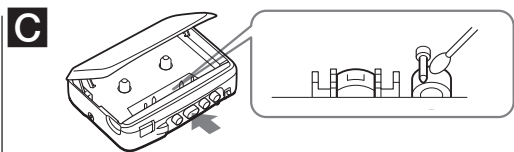
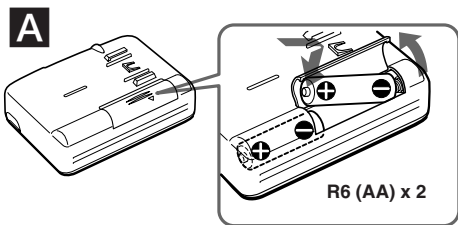
You should exercise extreme caution or discontinue use in potentially hazardous situations.

Preventing hearing damage

Do not use headphones/earphones at high volume. Hearing experts advise against continuous, loud and extended play. If you experience a ringing in your ears, reduce volume or discontinue use.

Caring for others

Keep the volume at a moderate level. This will allow you to hear outside sounds and to be considerate to the people around you.



Specifications

Frequency range

FM: 87.5 - 108 MHz
 AM: 526.5 - 1 606.5 kHz (Italy and Saudi Arabia)
 530 - 1 710 kHz (North, Central and South America)
 530 - 1 605 kHz (Other countries/regions)

Power requirement

- Two R6 (size AA) batteries: 1.5 V DC × 2
- External DC 3 V power sources

Dimensions

86.1 × 117.7 × 32.1 mm (w/h/d) excl. projecting parts and controls

Mass

Approx. 140 g (main unit only)

Supplied accessories

Stereo headphones or Stereo earphones (1)/Belt clip (1)

Design and specifications are subject to change without notice.

规格

频率范围

FM: 87.5 - 108 MHz
 AM: 526.5 - 1 606.5 kHz (意大利、沙特阿拉伯)
 530 - 1 710 kHz (中北美洲及南美洲)
 530 - 1 605 kHz (其他国家或地区)

电源要求

- 两节 R6 电池 (AA 型): 1.5 V DC × 2

尺寸

86.1 × 117.7 × 32.1 mm (宽/高/纵深), 不包括控制器和突出部分

质量

约 140 g (仅主机)

附件

立体声头戴耳机或立体声耳机(1)/皮带夹(1)

设计和规格如有变更, 恕不另行通知。

- * 在主机上 VOLUME 旁边有一个触感圆点, 表示转大音量的方向。
- ** 按钮有触感圆点。

FM MODE
FM SENS

AVLS NORM/
LIMIT

TUNING

VOLUME*

FM/AM/TAPE
(RADIO OFF)

BATT

OFF/
MEGA BASS

Battery life* (approximate hours)

	Sony alkaline LR6 (SG)**	Sony R6P (SR)
playback	25	7.5
radio	55	18

- * Measured value by the standard of JEITA (Japan Electronics and Information Technology Industries Association). (Using a Sony HF series cassette tape)
- ** When using Sony LR6(SG) alkaline dry batteries (produced in Japan).

Note

The battery life may be shorter depending on the operating condition, the surrounding temperature and battery type.

电池寿命* (近似小时数)

	Sony 碱性电池 LR6(SG)**	Sony R6P(SR)
放音	25	7.5
收听广播	55	18

- * 按 JEITA (Japan Electronics and Information Technology Industries Association) 标准测定的值。(使用 Sony HF 系列磁带)
- ** 使用 Sony LR6(SG) 碱性干电池 (日本生产) 时。

注意

根据使用情况、环境温度以及电池类型, 电池的寿命可能会缩短。

中文

适用于中华人民共和国用户

准备工作

装入电池 **A**

注意

- 当电池电量变弱或耗尽时, BATT 指示灯暗淡。请更换新电池。

播放磁带

1 将 FM/AM/TAPE (RADIO OFF) 开关设在 TAPE (RADIO OFF) 位置。

2 按 ◀ PLAY 键。

功能	功能键
停止放音	■ (停止) 键
快绕*	▶▶ 键或 ◀◀ 键

* 当磁带已绕完或前绕完之后, 请一定按下 ■ (停止) 键。

自动限制最大音量

将 AVLS (自动音量限制系统) 开关设在 LIMIT 位置。此时, 即使您调高音量, 最大音量也会被限制在适当的水平以保护您的听觉。

增强低音

将 OFF/MEGA BASS 开关设在 MEGA BASS 位置, 可以产生深沉而有力的低音。

注意

- 在播放磁带过程中请不要打开磁带舱。

收听广播

1 将 FM/AM/TAPE (RADIO OFF) 开关设在 AM 或 FM 位置。

2 转动 TUNING 旋钮调入所要收听的电台。

关闭收音机

将 FM/AM/TAPE (RADIO OFF) 开关设在 TAPE (RADIO OFF) 位置。

改善广播接收状况 **B**

收听 FM 广播节目时, 请拉长头戴耳机/耳机线 (天线), 或调节 FM MODE。

收听 AM 广播节目时, 请改变本机方向。

故障检修

不能调高音量

- AVLS 设在 LIMIT 位置。

录音带放音质量差。

- 清洁头戴耳机/耳机插头。
- 每使用 10 小时后, 用棉签和市售的清洁液清洁磁头和磁带通道。 **C**

使用前注意事项

电池须知

- 请勿将干电池与硬币或其他金属件混在一起携带。如果金属件偶然将电池的正极和负极连接起来, 将会产生热量。
- 长期不使用 Walkman 时, 请取出电池以避免因电池漏液而腐蚀受损。

操作须知

- 请勿将本机置于热源附近, 或阳光直射、尘沙过多、潮湿、会淋到雨、有机械冲击的地方, 或车窗紧闭的汽车里。
- 建议不要使用长度在 90 分钟以上的磁带。这种磁带很薄, 容易被拉长。使用这种磁带可能导致本机故障或音质下降。
- 如果长时间不使用本机, 在插入磁带前, 请先将其置于放音状态预热几分钟。
- 清洁机壳时, 请用蘸有少许中性清洁剂的软布擦拭, 不可使用酒精、汽油或稀释剂。

头戴耳机/耳机使用须知

交通安全

请勿在驾车、骑车或操纵任何机动车辆时使用头戴耳机/耳机, 否则可能导致交通事故, 并且在有些地区是违法的。即使在步行时, 特别是在过马路时, 头戴耳机/耳机的音量过高也会有潜在的危险。在可能有危险的情况下, 必须加倍小心或停止使用。

防止听力损伤

请勿高音量地使用头戴耳机/耳机。耳科专家告诫不要连续、高音量和长时间使用耳机。如果有耳鸣现象, 请调低音量或停止使用。

为他人着想

请保持适当的音量, 这使您能听到外界的声音, 并且不打扰周围的人。