

SONY®

For easy set-up of Bloggie Live,
visit the

Web →

Instruction Manual



www.sony.net/start/bloggie



bloggie™ Live

MHS-TS55

Shoot, Connect and Share
View images on multiple devices and share with friends.

Shoot



Still image

You can also shoot still images during movie recording.

Movie

Start/Stop

Share

Upload an image

You can upload an image immediately after shooting.



Charge

1

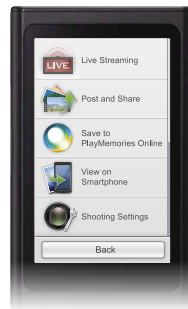


2



Turn the camera's power off before charging.

Wi-Fi features













The following functions can be started from MENU.

Access the website for details.
(www.sony.net/start/bloggie)

- "Live Streaming"
- "Post and Share"
- "Save to PlayMemories Online"
- "View on Smartphone"

If the camera becomes unresponsive:
Press and hold the ON/OFF (Power) button for at least 7 seconds, and reboot the camera.

-  Menu
-   Zoom out/in
-  Light
-  Viewing mode
-  Shooting mode
-  Delete
-  Share
-  Back
-  Volume