


Digital Paper System

Quick Start Guide

There are three instruction guides provided for your reference. Please review this Quick Start Guide first. For more information, the Basic Operation Guide and User Guide can be found by pressing the  (Home) button → tap [Documents] → [Folders] on your Digital Paper device.

DPT-S1

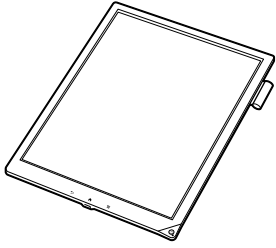


Getting Started


Step 1: Checking the supplied items

When taking out the Digital Paper device from the box, check the supplied items.

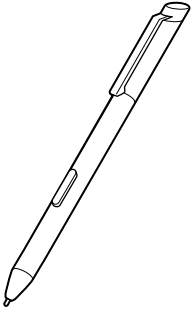
- Digital Paper device × 1



- Sleeve case × 1



- Stylus × 1



- Replacement tips*
 - Felt (black) × 1



- Elastomer (white tip) × 1

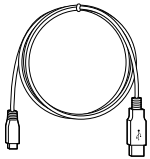


- Hard felt (orange) × 1



- AC adapter × 1

- USB cable × 1



- Tip puller × 1



- Quick Start Guide (this guide) × 1
- Warranty card × 1

* Select a tip from the following three types.

Use the tip that suits your writing preference.

Felt: The standard tip that provides moderate resistance.

Elastomer: The tip that provides stronger resistance and elasticity.

Hard felt: The tip that provides pencil-like resistance.

- A felt tip is attached to the stylus.
- Replacement tips are available (sold separately).

Note

Charge the Digital Paper device within the recommended temperature range of 5 °C (41 °F) to 35 °C (95 °F). If the room is too hot or cold, disconnect the USB cable from the device, adjust room temperature accordingly, then reconnect the USB cable to charge the device.

Tip

- The Charge indicator will light up red while charging. It will take approximately 2.5 hours to fully charge via AC Adapter.
- The Charge indicator may blink red 3 times if the ⏻ (Power) button is pressed when the remaining battery is very low. In this case, it may take up to 5 minutes before the Digital Paper device turns on automatically.

Step 3: Setting up the device

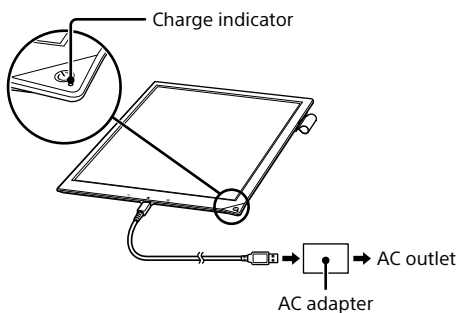
1 Perform initial settings on the device.

Follow the instructions on the screen for the initial setting. You can change the initial setting later. For details, refer to the User Guide.

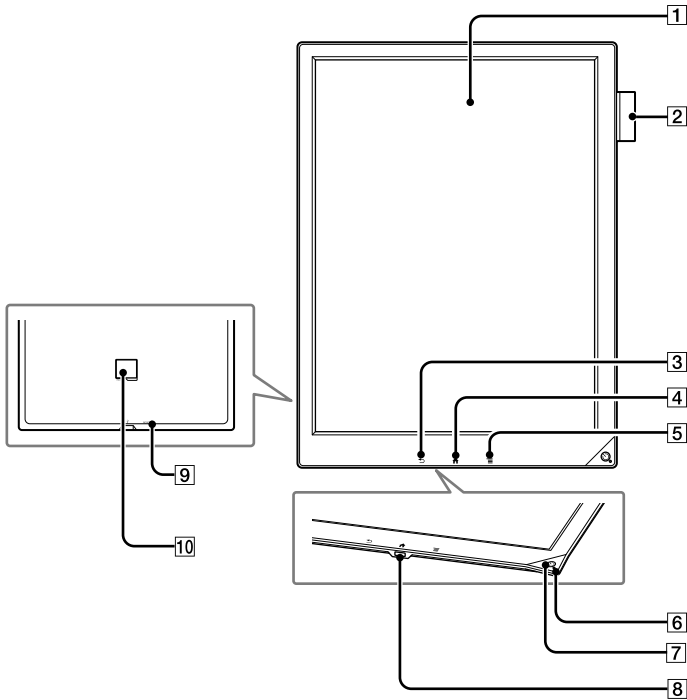
Step 2: Charging via an AC outlet

1 Connect one end of the supplied USB cable to the micro USB connector of your device, and the other end to the AC adapter.

2 Connect the AC adapter to an AC outlet.



Overview

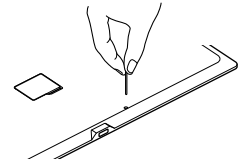


- | | |
|-----------------|-----------------------|
| 1 Touchscreen | 6 Charge indicator |
| 2 Stylus holder | 7 (Power) button |
| 3 (Back) button | 8 Micro USB connector |
| 4 (Home) button | 9 RESET button |
| 5 (Menu) button | 10 microSD card slot |

1 Charge the Digital Paper device completely.

2 Reset the device.

Press the RESET button with a small pin or clip. Press (Power) button to turn on the device and display the [Home] screen.

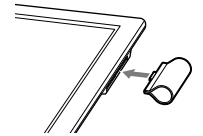


Note

Bookmarks, highlights, sticky notes or setting information may be deleted by resetting.

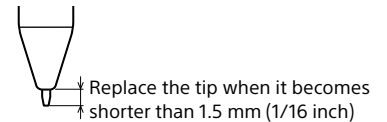
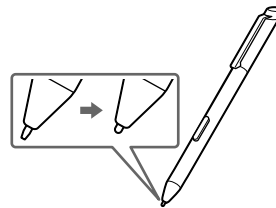
Re-attaching the stylus holder

If the stylus holder becomes detached, re-attach it as illustrated below.

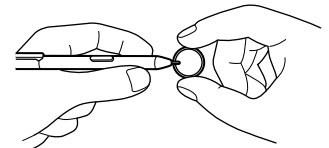


Replacing the tip

The stylus tip may wear out as you use it. It is recommended to replace the tip when it becomes shorter than 1.5 mm (1/16 inch). Replacement tips and a tip puller are supplied with the Digital Paper device.

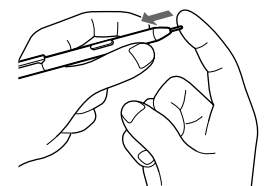


1 Pinch the tip with the supplied tip puller, then pull it out squarely.



Pinch the base of the tip firmly

2 Check the orientation of a replacement tip, pinch it with the tip puller, then push it squarely into the stylus.



3 Push the tip firmly with your finger.

Note

- Pressing on the tip with excessive pressure will wear it out more quickly.

Tip

- Replace the stylus tip periodically to prevent damage to the Digital Paper device and maintain consistent operation.
- If the stylus's tip is lost, contact the Sony Support Center.

Setting up a Wi-Fi® Network


Setting up a Wi-Fi connection

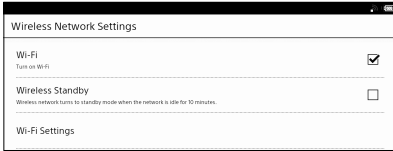
To connect to the internet wirelessly, set up a connection to a wireless (Wi-Fi) network.

Tip

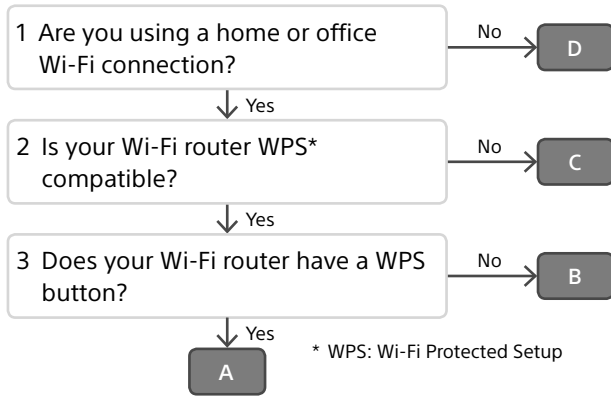
Supported security methods are WEP, WPA/WPA2 PSK, and 802.1x EAP.

Turning on the Wi-Fi connection

- 1 Press the  (Home) button.
- 2 Tap [Settings] ▶ [Wireless Network Settings].
- 3 Tap [Wi-Fi] to check the check box.



The following questions will determine the most suitable case for setting the Wi-Fi network connection.



Note

- Connection and communication fees apply when using a Wi-Fi router.
- Wireless communication exposes risks to wiretapping, manipulation and illegal invasion into the network.
Unless absolutely necessary, Sony recommends that you use safe security methods (WPA/WPA2-PSK, etc.) and avoid non secure or WEP access.
- When connecting to a Wi-Fi network at home, refer to your Wi-Fi router's instruction manual for details. When connecting to a Wi-Fi network in an office or group, check with the network administrator for details.

About WPS

WPS (Wi-Fi Protected Setup) lets you easily make a Wi-Fi connection. To use the WPS, your Wi-Fi router must be compatible with WPS. Refer to your Wi-Fi router's instruction manual for details.

A : Connecting to a Wi-Fi router with a WPS button

By using the "WPS" button on a Wi-Fi router, you can make the connection or security settings automatically.

- 1 Tap [Wi-Fi] ▶ [Wi-Fi Settings].
- 2 Tap [WPS Push-Button Configuration] ▶ [Start].
- 3 On your Wi-Fi router, press the "WPS" button within 2 minutes.
- 4 After the setup completion screen appears on the device, tap [OK].

B : Connecting to a Wi-Fi router with WPS PIN input

By using the PIN (Personal Identification Number), you can make the connection or security settings easily.

- 1 Tap [Wi-Fi] ▶ [Wi-Fi Settings].
- 2 Tap [Add Wi-Fi Network] ▶ [WPS PIN Method] ▶ [Start].
A PIN code will be shown on the screen of the device.
- 3 Enter the PIN code into your Wi-Fi router.
Refer to your Wi-Fi router's instruction manual for details.
- 4 Tap [OK] on the screen of the device.

C : Connecting to a Wi-Fi router by selecting a network name

Connect to one of the available Wi-Fi networks listed. Find out the Wi-Fi router's name and password beforehand and take a note.

Note

Depending on the security method of the Wi-Fi router, a password may be required.


- 1 Tap [Wi-Fi] ▶ [Wi-Fi Settings].
- 2 Tap your Wi-Fi router's SSID in the [Wi-Fi Networks] list.
When the SSID is not listed, tap [Scan].
If prompted for a password, tap the input area and enter the password using the on-screen keyboard.
- 3 Tap [Connect].

Tip

Using TLS under 802.1x EAP requires other settings, certificate installation, etc. Check with the network administrator for details.

D : Connecting to a public Wi-Fi network

You can access a network even when you go out by using the available public Wi-Fi network services.

- 1 Follow steps of "C: Connecting to a Wi-Fi router by selecting a network name" to connect to a public Wi-Fi network.
The [Browser] application may start automatically.
Otherwise, press the , then tap [Browser].
- 2 Follow the instructions on the homepage of the Wi-Fi service provider to complete the Wi-Fi connection.

Manually connecting to an unlisted access point

- 1 Tap [Wi-Fi Settings] to display [Wi-Fi] screen.
- 2 Tap [Add Wi-Fi Network] → [Manual Registration].
- 3 Tap the [SSID] input area, then enter the SSID (Service Set Identifier) using the on-screen keyboard.
- 4 Tap [Security Method] ([WPA/WPA2 PSK] by default) → the compatible security method.
- 5 Follow the instructions to complete the Wi-Fi settings for the connected router.
Using TLS under 802.1x EAP may require installation of the user certificate beforehand.
- 6 Tap [Save].

Connecting via the proxy server

When your network needs to connect via proxy server, adjust the settings.

Refer to the built-in instruction manual for details.

Important Information

Safety Information

Refer to the User Guide for more about safety information. The User Guide is stored on your Digital Paper device.

Do not expose the battery to fire or smoke.

Do not disassemble the battery.

It may cause electric shock. Do not remove the battery yourself. For battery replacement, internal checking or repair, consult the Sony Support Center.

Do not charge or expose the device to fire, or leave it in hot sunlight.

Do not leave coins, keys or jewelry, etc., near the USB terminal or USB cable.

Do not use the Digital Paper device while driving or walking.

Do not operate the device or watch the display while driving a car or motor cycle, or walking.

Do not use the Digital Paper device in noisy places where danger may not be immediately evident.

Do not use the Digital Paper device at a railroad crossing, road, or construction site, where ambient noise is present.

Be careful not to drop water or foreign objects into the device, as doing so may cause electric shock or fire.

Should you drop water or a foreign object into the device, disconnect the device from the AC outlet and consult the Sony Support Center.

Do not insert a foreign object into the memory card slot or terminal.

It may cause fire or electric shock.

Keep out of reach of children.

Keep out of reach of children, since the stylus, replacement

tips or stylus holder may be accidentally swallowed. Should the battery be swallowed, it may cause choking or damage to the stomach. Consult a doctor immediately.

Never subject the device to high temperature.

Never subject the device to extremes of light, high temperature (more than 60 °C), moisture or vibration. For example, if the device is left in a car parked in the sun or under direct sunlight (more than 60 °C), excessive heat buildup under glass may result in deformation of the device casing, or other malfunction.

Do not use the device covered by a blanket.

The device may deform by heat or catch fire.

If you feel discomfort while using the device, stop using it.

Do not leave the device on an unstable surface.

Do not leave the device on an unstable or sloping surface. Do not stand the device upright, or turn it upside down. The device may drop or be damaged.

The Digital Paper device's screen is delicate.

If heavy weight or force is applied, the screen may be damaged.

- Do not use your Digital Paper device near medical equipment without first obtaining permission to do so.
- Turn off the wireless feature when you are in a location in which radio communications are prohibited. When you are in such a location, you must obtain permission from the appropriate authorities before enabling the wireless feature of this device.
- When using the Digital Paper device internationally, it is your responsibility to ensure that the device is used in

compliance with the following specifications:

- AC voltage
- Wireless products regulation
- Other safety regulations or requirements

Precautions

End User License Agreement

You can display the End User License Agreement from the [Settings].

Tap [Settings] in the [Home] screen, then tap [About] ▶ [End User License Agreement].

It is also displayed in this Quick Start Guide. Please read this prior to using the device.

Cleaning the Digital Paper device

Clean the device gently with a soft cloth, such as a cleaning cloth for eyeglasses. Make sure that there is no dust or dirt on the soft cloth, as the device may be damaged.

About the supplied stylus

- Use only the supplied stylus. Use of another stylus will cause incorrect operation.
- When the stylus is not in use, place it in the stylus holder of the Digital Paper device. If the tip of the stylus is damaged, it would not function correctly.

Handling the stylus on the touchscreen

You can use the stylus while resting your hands on the touchscreen. When the stylus is near the touchscreen, finger operation is inactive.

Cannot guarantee the data

Sony is not responsible for damaged (or deleted) data due to problems with the device or computer.

Backup

Sony recommends that you create a backup of the contents of the device in case of operation error or data corruption.

- Connect the AC adapter to an easily accessible AC outlet. Should you notice an abnormality in the AC adapter, disconnect it from the AC outlet.
- Use the supplied USB cable or the AC adapter only. Sony does not guarantee correct operation if a USB

cable or AC adapter other than supplied/specified is used.

- Turn off the wireless feature in health care facilities where any regulations posted in such areas instruct you to do so. Hospitals or health care facilities may be using equipment that could be effected by radio frequency (RF) energy which is generated by wireless communication.
- When you put the Digital Paper device into a bag, make sure no objects with sharp or hard edges come into direct contact with the device.
- When you carry the Digital Paper device, it is recommended to use the sleeve cover.

Other Information

Display

- The display is made of plastic film to be thin and lightweight. When the Digital Paper device is illuminated, distortion of the plastic film may occur. This is not malfunction.
- Do not apply excessive pressure to the touchscreen. The color or brightness may become uneven, and may cause malfunction to the device.
- When using the device in a cold environment, the screen may change at slower speed. This is not a malfunction.

The validity of the CE marking is restricted to only those countries where it is legally enforced, which includes the countries in the EEA (European Economic Area).

The model number is located at the rear of your device and the serial number is located on a label in the micro SD slot cover. Record them in the space provided below. Refer to these numbers whenever you contact your Sony dealer regarding this product.
Model No. _____
Serial No. _____

End User License Agreement

IMPORTANT:

BEFORE USING THE SOFTWARE OR YOUR PRODUCT, PLEASE READ THIS END USER LICENSE AGREEMENT ("EULA") CAREFULLY. BY USING THE SOFTWARE OR YOUR PRODUCT, YOU ARE ACCEPTING THE TERMS OF THIS EULA. IF YOU DO NOT ACCEPT THE TERMS OF THIS EULA, YOU MAY NOT USE THE SOFTWARE OR THE PRODUCT.

This EULA is a legal agreement between you and, in the case of users in the United States, Sony Electronics Inc. ("SONY"). This EULA governs your rights and obligations regarding your PRODUCT and all software of SONY, its affiliates or its third party licensors ("THIRD-PARTY SUPPLIERS") within or used in conjunction with your hardware device sold by SONY or its affiliate ("PRODUCT"), and software that you download from websites designated by SONY in connection with your PRODUCT, together with any updates/upgrades provided by SONY, any printed, on-line or other electronic documentation for such software (the "DOCUMENTATION"), and any data files created by operation of such software (collectively, the "SOFTWARE").

Notwithstanding the foregoing, any software in your PRODUCT having a separate end user license agreement shall be covered by such a separate end user license agreement and shall be expressly excluded from SOFTWARE ("EXCLUDED SOFTWARE").

SOFTWARE LICENSE

The SOFTWARE is licensed, not sold. The SOFTWARE is protected by copyright and other intellectual property

laws and international treaties.

COPYRIGHT

All right and title in and to the SOFTWARE (including, but not limited to, any images, photographs, animation, video, audio, music, text and "applets" incorporated into the SOFTWARE) is owned by SONY, its affiliates or one or more of the THIRD-PARTY SUPPLIERS.

GRANT OF LICENSE

SONY grants you a limited license to use the SOFTWARE solely in connection with your PRODUCT and only for your individual use. You may make one back-up copy of the SOFTWARE solely for recovery purposes. SONY and its THIRD-PARTY SUPPLIERS expressly reserve all rights in the SOFTWARE and the PRODUCT that this EULA does not specifically grant to you.

REQUIREMENTS AND LIMITATIONS

Except as specifically described in the DOCUMENTATION, you may not (a) use the SOFTWARE over a network or (b) distribute the SOFTWARE to other devices or users over a network. Except as expressly permitted by this EULA, and except to the extent that applicable laws prevent SONY restraining you from doing so, you may not copy, publish, adapt, redistribute, attempt to derive source code, modify, reverse engineer, decompile, or disassemble any of the SOFTWARE, whether in whole or in part, or create any derivative works from or of the SOFTWARE unless such derivative works are intentionally facilitated by the SOFTWARE. You may not modify or tamper with any of the digital rights management functionality of the SOFTWARE or the PRODUCT. You may not bypass, modify, defeat or circumvent any of the

functions or protections of the SOFTWARE or any mechanisms operatively linked to the SOFTWARE. You may not separate any individual component of the SOFTWARE for use on more than one computer or device unless expressly authorized to do so by SONY. You may not remove, alter, cover or deface any trademarks or notices on the SOFTWARE. You may not share, distribute, rent, lease, sublicense, assign or sell the SOFTWARE. You may permanently transfer all of your rights under this EULA, provided you: (i) retain no copies, sell or transfer the PRODUCT and all of the SOFTWARE (including all copies, component parts, the media and printed materials, all versions and any upgrades of the SOFTWARE and this EULA); (ii) comply with the requirements in the section below entitled

"De-registering your Product", and (iii) the recipient agrees to the terms of this EULA. The software, network services or other products other than SOFTWARE upon which the SOFTWARE'S performance depends might be interrupted or discontinued at the discretion of the suppliers (software suppliers, service suppliers, or SONY). SONY and its suppliers do not warrant that the software, network services or other products will continue to be available, or will operate without interruption or modification.

EXCLUDED SOFTWARE

Notwithstanding the foregoing limited license grant, you acknowledge that the PRODUCT may include EXCLUDED SOFTWARE. Certain EXCLUDED SOFTWARE may be covered by open source software licenses ("Open Source Components"), which means any software licenses approved as open source licenses by the Open Source

Initiative or any substantially similar licenses, including but not limited to any license that, as a condition of distribution of the software licensed under such license, requires that the distributor make the software available in source code format. Please visit <http://www.sony.net/Products/Linux/> for a list of applicable EXCLUDED SOFTWARE included in this PRODUCT from time to time, and the applicable terms and conditions governing its use. Such terms and conditions may be changed by the applicable third party at any time without liability to you. To the extent required by the licenses covering Open Source Components, the terms of such licenses will apply in lieu of the terms of this EULA. To the extent the terms of the licenses applicable to Open Source Components prohibit any of the restrictions in this EULA with respect to such Open Source Components, such restrictions will not apply to such Open Source Component. To the extent the terms of the licenses applicable to Open Source Components require SONY to make an offer to provide source code in connection with the SOFTWARE, such offer is hereby made.

USE OF SOFTWARE WITH COPYRIGHTED MATERIALS

The SOFTWARE is capable of being used by you to store, process and use content created by you and third parties. Such content may be protected by copyright, other intellectual property laws, and/or agreements. You agree to use the SOFTWARE only in compliance with all such laws and agreements that apply to such content. You agree that SONY may take appropriate measures to protect the copyright of content stored, processed or used by the SOFTWARE. Such measures include, but are not limited to, counting the frequency of your backup

and restoration through certain SOFTWARE features, refusal to accept your request to enable restoration of data, and termination of this EULA in the event of your illegitimate use of the SOFTWARE.

CONTENT SERVICE

THE SOFTWARE MAY BE USED WITH CONTENT WHICH MAY BE AVAILABLE THROUGH AN ASSOCIATED CONTENT SERVICE ("CONTENT SERVICE"). USE OF A CONTENT SERVICE AND ANY CONTENT THEREFROM IS SUBJECT TO THE TERMS OF SERVICE OF THAT CONTENT SERVICE. IF YOU DECLINE TO ACCEPT THOSE TERMS, YOUR USE OF THE SOFTWARE WILL BE LIMITED. USE OF A CONTENT SERVICE MAY REQUIRE A WI-FI INTERNET CONNECTION. YOU ARE SOLELY RESPONSIBLE FOR ANY INTERNET CONNECTION AND ANY FEES ASSOCIATED THEREWITH.

EXPORT AND OTHER REGULATIONS

You agree to comply with all export and re-export restrictions and regulations of the Department of Commerce and other United States agencies and authorities, and not to transfer, or authorize the transfer, of the SOFTWARE to a prohibited country or otherwise in violation of any such restrictions or regulations.

U.S. GOVERNMENT RESTRICTED RIGHTS

Use, duplication, or disclosure by the United States Government is subject to restriction as set forth in subparagraph (c) (1) and (2) of the Commercial Computer Software-Restricted Rights at 48 C.F.R. § 52.227-19, as applicable. The manufacturer for purposes of this section is Sony Electronics Inc., 16530 Via Esprillo, San Diego, CA 92127.

HIGH RISK ACTIVITIES

The SOFTWARE is not fault-tolerant and is not

designed, manufactured or intended for use or resale as on-line control equipment in hazardous environments requiring fail-safe performance, such as in the operation of nuclear facilities, aircraft navigation or communication systems, air traffic control, direct life support machines, or weapons systems, in which the failure of the SOFTWARE could lead to death, personal injury, or severe physical or environmental damage ("HIGH RISK ACTIVITIES"). SONY, each of the THIRD PARTY SUPPLIERS, and each of their respective affiliates specifically disclaim any express or implied warranty, duty or condition of fitness for HIGH RISK ACTIVITIES.

EXCLUSION OF WARRANTY ON SOFTWARE

You expressly acknowledge and agree that use of the SOFTWARE is at your sole risk and that you are responsible for use of the SOFTWARE. The SOFTWARE is provided "AS IS," without warranty, duty or condition of any kind, and is designed to be used in connection with the PRODUCT as described in this EULA and the DOCUMENTATION. SONY AND EACH OF THE THIRD-PARTY SUPPLIERS AND EACH OF THEIR RESPECTIVE AFFILIATES (for purposes of this Section, SONY and SONY's licensors shall be collectively referred to as "SONY") EXPRESSLY DISCLAIM ALL WARRANTIES, DUTIES OR CONDITIONS, EXPRESS OR IMPLIED, INCLUDING, BUT NOT LIMITED TO, THE IMPLIED WARRANTIES OF MERCHANTABILITY, NONINFRINGEMENT AND FITNESS FOR A PARTICULAR PURPOSE.

SONY DOES NOT WARRANT OR MAKE ANY CONDITIONS OR REPRESENTATIONS (A) THAT THE FUNCTIONS CONTAINED IN ANY OF THE SOFTWARE WILL MEET YOUR REQUIREMENTS OR THAT

THEY WILL BE UPDATED, (B) THAT THE OPERATION OF ANY OF THE SOFTWARE WILL BE CORRECT OR ERROR-FREE OR THAT ANY DEFECTS WILL BE CORRECTED, (C) THAT THE SOFTWARE WILL NOT DAMAGE ANY OTHER SOFTWARE, COMPUTER HARDWARE OR DATA, (D) THAT ANY SOFTWARE, NETWORK SERVICES (INCLUDING THE INTERNET) OR PRODUCTS (OTHER THAN THE SOFTWARE) UPON WHICH THE SOFTWARE'S PERFORMANCE DEPENDS WILL CONTINUE TO BE AVAILABLE, UNINTERRUPTED OR UNMODIFIED, AND (E) REGARDING THE USE OR THE RESULTS OF THE USE OF THE SOFTWARE IN TERMS OF ITS CORRECTNESS, ACCURACY, RELIABILITY, OR OTHERWISE. NO ORAL OR WRITTEN INFORMATION OR ADVICE GIVEN BY SONY OR AN AUTHORIZED REPRESENTATIVE OF SONY SHALL CREATE A WARRANTY, DUTY OR CONDITION OR IN ANY WAY INCREASE THE SCOPE OF THIS WARRANTY. SHOULD THE SOFTWARE PROVE DEFECTIVE YOU ASSUME THE ENTIRE COST OF ALL NECESSARY SERVICING, REPAIR OR CORRECTION. SOME JURISDICTIONS DO NOT ALLOW THE EXCLUSION OF IMPLIED WARRANTIES, SO THESE EXCLUSIONS MAY NOT APPLY TO YOU.

LIMITATION OF LIABILITY

SONY, EACH OF THE THIRD-PARTY SUPPLIERS AND EACH OF THEIR RESPECTIVE AFFILIATES (for purposes of this Section, SONY and SONY's licensors shall be collectively referred to as "SONY") SHALL NOT BE LIABLE FOR ANY INCIDENTAL OR CONSEQUENTIAL DAMAGES FOR BREACH OF ANY EXPRESS OR IMPLIED WARRANTY, BREACH OF CONTRACT, NEGLIGENCE, STRICT LIABILITY OR UNDER ANY OTHER LEGAL THEORY RELATED TO THE PRODUCT OR ANY OF THE SOFTWARE, INCLUDING, BUT NOT

LIMITED TO, ANY DAMAGES ARISING OUT OF LOSS OF PROFITS, LOSS OF REVENUE, LOSS OF DATA, LOSS OF USE OF THE PRODUCT OR ANY ASSOCIATED HARDWARE, DOWN TIME AND USER'S TIME, EVEN IF ANY OF THEM HAVE BEEN ADVISED OF THE POSSIBILITY OF SUCH DAMAGES.

IN ANY CASE, EACH AND ALL OF THEIR AGGREGATE LIABILITY UNDER ANY PROVISION OF THIS EULA SHALL BE LIMITED TO THE AMOUNT ACTUALLY PAID FOR THE PRODUCT. SOME JURISDICTIONS DO NOT ALLOW THE EXCLUSION OR LIMITATION OF INCIDENTAL OR CONSEQUENTIAL DAMAGES, SO THE ABOVE EXCLUSION OR LIMITATION MAY NOT APPLY TO YOU.

CONSENT TO USE OF NON-PERSONAL INFORMATION, LOCATION DATA, DATA SECURITY

You agree that SONY and its affiliates, partners and agents may read, collect, transfer, process and store certain information from the PRODUCT and the SOFTWARE, including but not limited to information about the PRODUCT, the SOFTWARE and the software applications and peripheral devices that interact with the PRODUCT and the SOFTWARE ("Information"). Information includes, but is not limited to: (1) unique identifiers relating to your PRODUCT and its components; (2) performance of the PRODUCT, the SOFTWARE and their components; (3) configurations of your PRODUCT, the SOFTWARE and the software applications and peripheral devices that interact with the PRODUCT and the SOFTWARE; (4) use and frequency of use of the functions of the PRODUCT, the SOFTWARE, and the software applications and peripheral devices that interact with the PRODUCT

and the SOFTWARE; and (5) location data, as indicated below. SONY and its affiliates, partners and agents may use and disclose Information subject to applicable laws in order to improve its products and services or to provide products or services to you. Such uses include, but are not limited to: (a) administering the functionalities of the PRODUCT and the SOFTWARE (b) to improve, service, update or upgrade the PRODUCT or the SOFTWARE; (c) improving, developing and enhancing the current and future products and services of SONY and other parties; (d) with your consent, to provide you with information about the products and services offered by SONY and other parties; (e) complying with applicable laws or regulations; and (f) to the extent offered, providing you with location-based services of SONY and other parties, as indicated below. In addition, SONY retains the right to use Information to protect itself and third parties from illegal, criminal or harmful conduct. Certain services available through the PRODUCT, including but not limited to Internet connectivity, may rely upon location information, including the real-time geographic location of the PRODUCT. You acknowledge that for the purpose of providing such services, Sony, Third Party Licensors or their partners may collect, archive, process and use such location data, and that such services are governed by the privacy policies of Sony or such third party. By using any such services, you agree that you have reviewed the privacy policies applicable to such services and consent to such activities. SONY, its affiliates, partners and agents will not use Information to personally

identify the owner or user of the PRODUCT without your knowledge or consent. Any use of Information will be in accordance with the privacy policies of Sony or such third party. SONY's current privacy policy is located at: U.S.: <https://products.sel.sony.com/SEL/legal/privacy.html>; Please contact applicable third parties for privacy policies relating to personally identifiable and other information you provide when you use or access third party software or services. Information may be processed, stored or transferred to SONY, its affiliates or agents which are located in countries outside of your country of residence. Data protection and information privacy laws in certain countries may not offer the same level of protection as your country of residence and you may have fewer legal rights in relation to Information processed and stored in, or transferred to, such countries. Sony will use reasonable endeavors to take appropriate technical and organizational steps to prevent unauthorized access to or disclosure of Information, but does not warrant it will eliminate all risk of misuse of such Information.

AUTOMATIC UPDATE FEATURE

From time to time, SONY or third parties may automatically update or otherwise modify the SOFTWARE, including, but not limited to, for purposes of enhancement of security functions, error correction and improvement of functions, at such time as you interact with SONY's or third parties' servers, or otherwise. Such updates or modifications may delete or change the nature of features or other aspects of the SOFTWARE, including functions you may rely upon. You hereby agree that such

activities may occur at SONY's sole discretion and that SONY may condition continued use of the SOFTWARE upon your complete installation or acceptance of such update or modifications. Any updates/modifications shall be deemed to be, and shall constitute part of, the SOFTWARE for purposes of this EULA. By acceptance of this EULA, you consent to such update/modification.

ENTIRE AGREEMENT, WAIVER, SEVERABILITY

This EULA, the limited warranty accompanying the PRODUCT, and Sony's privacy policy, each as amended and modified from time to time, together constitute the entire agreement between you and SONY with respect to the SOFTWARE. The United Nations Convention on Contracts for the International Sale of Goods shall not apply to this EULA, the PRODUCT or the SOFTWARE. Furthermore, this EULA will not be governed or interpreted in any way by referring to any law based on the Uniform Computer Information Transactions Act (UCITA) or any other act derived from or related to UCITA. The failure of SONY to exercise or enforce any right or provision of this EULA shall not constitute a waiver of such right or provision. If any part of this EULA is held invalid, illegal, or unenforceable, that provision shall be enforced to the maximum extent permissible so as to maintain the intent of this EULA, and the other parts will remain in full force and effect.

JURISDICTION, JURY TRIAL WAIVER

This EULA shall be governed by the laws of the applicable territory. EXCEPT TO THE EXTENT PROHIBITED BY LAW, SONY AND YOU EXPRESSLY WAIVE TRIAL BY JURY WITH RESPECT TO ANY MATTERS OR DISPUTES ARISING UNDER OR RELATING TO THIS EULA.

TERMINATION

Without prejudice to any of its other rights, SONY may terminate this EULA if you fail to comply with any of its terms. In case of such termination, you must: (i) cease all use, and destroy any copies, of the SOFTWARE; (ii) comply with the requirements in the section below entitled "De-registering your Product".

AMENDMENT

SONY RESERVES THE RIGHT TO AMEND ANY OF THE TERMS OF THIS EULA AT ITS SOLE DISCRETION BY POSTING NOTICE ON A SONY DESIGNATED WEB SITE, BY EMAIL NOTIFICATION TO AN EMAIL ADDRESS PROVIDED BY YOU, BY PROVIDING NOTICE AS PART OF THE PROCESS IN WHICH YOU OBTAIN UPGRADES/UPDATES OR BY ANY OTHER LEGALLY RECOGNIZABLE FORM OF NOTICE. If you do not agree to the amendment, you should promptly contact SONY for instructions. Your continued use of the SOFTWARE after the effective date of any such notice shall be deemed your agreement to be bound by such amendment.

THIRD-PARTY BENEFICIARIES

Each THIRD-PARTY SUPPLIER is an express intended third-party beneficiary of, and shall have the right to enforce, each provision of this EULA with respect to the SOFTWARE of such party.

DE-REGISTERING YOUR PRODUCT

Should you return your PRODUCT to its place of purchase, transfer your PRODUCT in accordance with this EULA, or if this EULA is terminated, you must: (i) de-register the PRODUCT by deleting any and all accounts you may have established on or have accessed through the PRODUCT; and (ii) reset the PRODUCT to its original factory settings. YOU ARE SOLELY RESPONSIBLE FOR

MAINTAINING THE
CONFIDENTIALITY OF ANY
ACCOUNTS YOU HAVE WITH
THIRD PARTIES AND ANY
USERNAMES AND
PASSWORDS ASSOCIATED
WITH YOUR USE OF THE
PRODUCT.

Should you have any
questions concerning this
EULA, you may contact SONY
by writing to SONY at: for the
United States, Sony
Electronics Inc., 16535 Via
Esprillo, San Diego, CA 92127.
©2014 Sony Corporation. All
rights reserved.

Using the Manuals

This Digital Paper device contains additional instruction documents other than Quick Start Guide as below. These instructions are stored in [Recently Added] on the [Home] screen, or in the layer below [Home] screen ▶ [Documents] ▶ [Folders] ▶ [Internal Memory] ▶ [user guide].

Basic Operation Guide (PDF)

After reading Quick Start Guide, refer to Basic Operation Guide that explains basic operations of Digital Paper device. Check the difference of the operation between stylus pen and finger.

User Guide (PDF)

User Guide describes detailed information of the operation and features more than Quick Start Guide or Basic Operation Guide.

Please refer to the PC support site for additional details.

<http://www.sony.com/digitalpapersupport>