

**SONY**

Stereo Ear Receiver/立体声耳机/立體  
聲耳機/스테레오 이어폰/ مستقبل أذنين ستيريو

Instruction Manual/说明书手册/説明書手冊/

사용 설명서/ دليل التعليمات

**WALKMAN**

IER-NW500N

4-699-962-11(1)

©2017 Sony Corporation  
Printed in Malaysia

 (1)

English

**Trademarks**

WALKMAN and WALKMAN logo are registered trademarks of Sony Corporation.  
All other trademarks and registered trademarks are trademarks or registered trademarks of their respective holders. In this manual, ™ and ® marks are not specified.

**Contents**

Headphones (1) / Earbuds (two each in S, M, L size) \* / Instruction Manual / Clip (1)

\* Size M earbuds are attached to the headphones in advance.

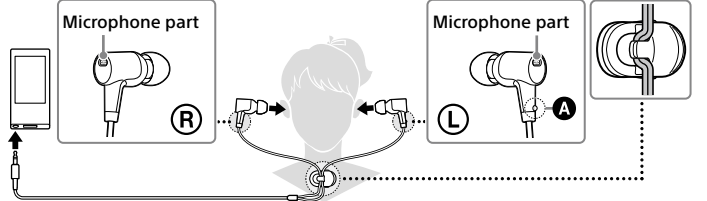
**How to use**

**1 Place the earbuds of the headphones in your ears.**

Adjust the position so that the headphones fit your ears properly.

Tactile dot for distinguishing left from right (●)

Attach the clip to the headphones to affix it to your clothes, etc.



**2 Select IER-NW500N in the headphones selection menu on your WALKMAN®.**

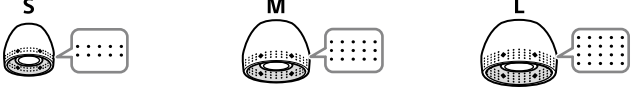
**3 Select a song and start playback.**

**Hint**

- To use the noise canceling function, turn on the noise canceling function of your Walkman.
- To use Ambient Sound Mode, turn on the Ambient Sound Mode function on the Walkman. If you cover the microphone part with your hand, etc., the effect of Ambient Sound Mode may be weakened or a howling sound may be produced.
- For details on the operations of your Walkman, refer to the Instruction Manual supplied with the Walkman or visit the customer support website.

**Changing the earbuds**

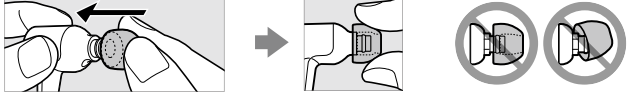
Choose the size of earbud that fits into your left and right ear respectively. Using earbuds that fit your ears comfortably and snugly allows you to enjoy bass sound and the noise canceling function more effectively.



**Removing the earbuds**



**Attaching the earbuds**



Attach the earbud firmly to the headphones to prevent it from detaching and remaining in your ear.

**Hint**

If the earbud slips and cannot be detached, wrap it in a soft dry cloth.

**Note**

- The earbuds may deteriorate due to long-term storage or use.
- The earbuds are consumable items. For details on replacement earbuds, please consult your nearest Sony dealer.

**Cautions**

**Notes on use**

- For details on models compatible with the headphones, see "Specifications."
- The noise canceling function reduces low-frequency noise such as that of airplanes, trains or air conditioner fans, and is not effective on noise in higher-frequency bands such as human voices.
- The noise canceling effect may not be pronounced in a very quiet environment, or some noise may be heard.
- Ambient Sound Mode uses the microphones built into the headphones to allow you to hear ambient sound even while wearing headphones. Pay attention to the sounds around you to enjoy listening to music safely. However, note that this mode does not enable you to hear all sounds around you. Ambient sound may not be heard well depending on the surrounding environment, type of the music being played on your Walkman, or the volume level. Be very careful when using the headphones in places where an inability to hear ambient sound would be dangerous (such as on roads where there is car or bicycle traffic).
- Ambient Sound Mode may not function properly if you use the headphones with earbuds that do not fit your ears. Use earbuds of an appropriate size to fit your ears comfortably and snugly.
- When wearing closed headphones or moving them on your ears, noise may be generated inside the headphones (diaphragm part). This is not a malfunction.
- The earbuds seal your ears. Therefore, be aware that there is a risk of damage to your ears or eardrums if strong pressure is applied to the earbuds or the earbuds are suddenly removed from your ears. After use, be sure to take the earbuds off your ears gently.
- If you feel sick while using the headphones, stop use immediately.
- High volume may affect your hearing. For traffic safety, do not use while driving or cycling.
- As headphones reduce outside sounds,they may cause a traffic accident. Also, avoid listening with your headphones in situations where hearing must not be impaired, for example, a railroad crossing, a construction site, etc.
- Avoid using headphones at high volume. Hearing experts advise against continuous, loud and extended play. If you experience a ringing in your ears, reduce the volume or discontinue use.
- Do not fall asleep while wearing headphones. If you sleep wearing headphones, the headphone cord may wind around your neck, possibly causing suffocation.

**Notes on handling**

- Be sure to follow the precautions below. Failure to do so may cause malfunction.
- Do not subject the headphones to excessive shock or drop them.
- When unplugging the headphones from your Walkman, make sure to hold the headphone plug. Pulling by the headphone cord itself may damage it.
- Do not wrap the cord around your Walkman. Doing so may place excessive stress on the plug or the point where the headphone cord splits, resulting in breaking of the cord.
- Please note that water doesn't splash, this product is not waterproof specification.
- Do not place or leave the headphones in the following locations.
  - Locations subject to extremely high temperature, such as the hot interior of a car parked in the sun and/or in summer
  - Locations subject to direct sunlight or near a heater
  - Locations subject to high humidity, dust, soot or steam
- In particularly dry air conditions, noise or sound skipping may occur, or mild tingling may be felt on your ears. This is a result of static electricity accumulated in the body, and not a malfunction of the headphones. The effect can be minimized by wearing clothes made from natural materials.

If you have any questions or problems concerning the system that are not covered in this manual, please consult the nearest Sony dealer.

**Maintenance**

- Do not use solvent such as alcohol, thinner or benzene.
- Wipe the driver unit and the plug occasionally with a soft, dry cloth. A dirty plug may cause noise or sound skipping.
- Do not breathe on the driver unit.
- Remove the earbuds from the headphones and wash the earbuds by hand using a diluted detergent solution. After washing the earbuds, dry them well.

**Specifications**

**Compatible Walkman:** High-Resolution Audio models with the noise canceling function and Ambient Sound Mode  
For details on the models compatible with the headphones, refer to the following website or to catalogs.  
http://www.sony-asia.com/support

**General specifications**

Type: Closed, dynamic / Driver unit diameter: 9.0 mm / Power handling capacity: 100 mW (IEC) / Impedance: 16 Ω / Sensitivity: 103 dB/mW / Frequency response: 5 Hz - 40,000 Hz / Cord length: Approx. 1.1 m / Plug: WALKMAN dedicated plug / Mass: Approx. 17 g \* / Operating temperature: 5 °C - 35 °C  
\* Does not include S, L size earbuds.

Design and specifications are subject to change without notice.

**Troubleshooting**

**There is no sound.**

- Make sure the headphone plug is firmly inserted into the headphone jack.
- The effect of the noise canceling function or Ambient Sound Mode is insufficient.
  - Select IER-NW500N in the headphones selection menu on your Walkman.
  - Turn on the noise canceling function of your Walkman and adjust the noise canceling effect.
  - Turn on Ambient Sound Mode on the Walkman and adjust the monitoring level of Ambient Sound Mode.
- Do not cover the microphone part of the headphones with your hands, etc.

**Noise is heard.**

- Using a clip may reduce the noise from rubbing between your clothes and the cord.
- When you are using Ambient Sound Mode on the Walkman, adjust the monitoring level. Rubbing noise may be reduced.

**A howling sound is heard.**

- Do not cover the microphone part of the headphones with your hand, hold the headphones in your hands, etc.

**Precautions**

Product name: AMBIENT SOUND MODE, NOISE CANCELING HEADPHONES FOR HI-RES AUDIO WALKMAN®  
Manufacturer: Sony Corporation, 1-7-1 Konan Minato-ku Tokyo, 108-0075 Japan

Made in Malaysia

**About the headphones**

- Avoid playing the unit at so loud a volume that extended play might affect your hearing.
- At a high volume outside sounds may become inaudible. Avoid listening to the unit in situations where hearing must not be impaired, for example, while driving or cycling.
- As the headphones are of open-air design, sounds go out through the headphones. Remember not to disturb those close to you.

**简体中文**

使用产品前请仔细阅读本产品使用说明书，并请妥善保管

**商标**

WALKMAN和WALKMAN标识是Sony Corporation的注册商标。  
所有其它商标和注册商标是其各自所有者的商标或注册商标。在本手册中，未标注™和®标记。

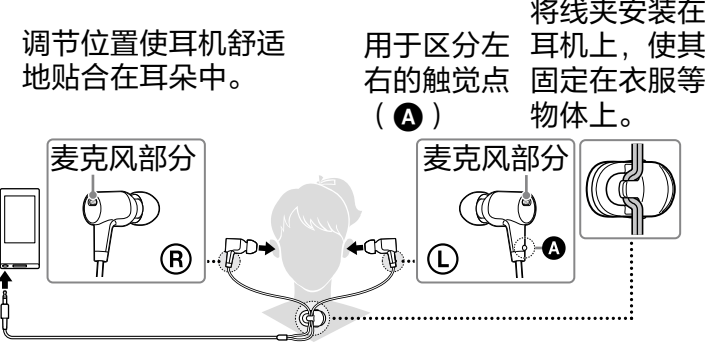
**内容**

耳机（1）/耳塞（S，M，L尺寸各2个）\*/说明书手册/线夹（1）

\* M尺寸的耳塞事先安装于耳机上。

**如何使用**

**1** 将耳机的耳塞放入耳朵中。



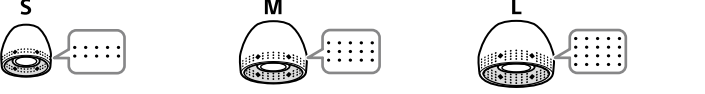
**2** 从WALKMAN®上的耳机选择菜单中选择IER-NW500N。  
**3** 选择一首歌曲并开始播放。

**提示**

- 若要使用降噪功能，请开启Walkman的降噪功能。
- 要使用环境声模式，请在Walkman上打开环境声模式功能。如果用手等盖住麦克风部分，环境声模式的效果可能减弱或可能产生啸声。
- 有关Walkman操作的详情，请参阅Walkman随附的说明书手册或访问客户支持网站。

**更换耳塞**

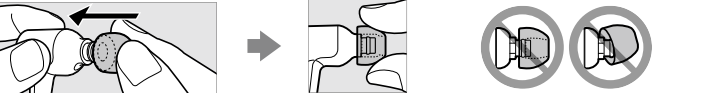
分别选择适合您左耳和右耳尺寸的耳塞。使用舒适贴合的耳塞使您可以更有效地享受低音和降噪功能。



**取下耳塞**



**安装耳塞**



请将耳塞牢固安装于耳机上，以防耳塞脱落和遗留在耳朵中。

**提示**

如果耳塞打滑而无法拆卸，请用干燥的软布包上。

**注意**

- 耳塞可能由于长时间存放或使用而老化。
- 耳塞是消耗品。有关替换耳塞的详情，请就近咨询Sony经销商。

**小心**

**关于使用的说明**

- 有关耳机兼容型号的详情，请参见“规格”。
- 降噪功能可以减少飞机、火车或空调风扇等产生的低频噪音，对人声等高频带噪音无效。
- 在非常安静的环境中，降噪效果可能不明显或可能会听到一些噪音。
- 环境声模式利用耳机内置的麦克风，让您在佩戴耳机期间也能听到环境声。请注意周围声音以便安全地欣赏音乐。但是，请注意，该模式不会让您听到身边的所有声音。根据周围环境、在Walkman上播放的音乐类型或音量的不同，可能无法清楚地听到环境声。在

听不到环境声会有危险的地方（如汽车或自行车较多的路上）使用耳机时请格外注意。

- 如果使用耳塞不适合耳朵的耳机，环境声模式可能不正常工作。请使用舒适贴合耳朵的最适当尺寸的耳塞。
- 佩戴关闭的耳机或移动耳朵上的耳机时，耳机内部（膜片部分）可能会产生噪音。这并非故障。
- 耳塞会堵住双耳。因此，请注意，如果对耳塞施加较强压力或从耳朵中猛然取出耳塞，则存在损伤耳朵或耳膜的风险。使用后，请务必从耳朵中轻轻取出耳塞。
- 如果您在使用耳机时感到不适，请立即停止使用。
- 高音量可能会影响听力。为确保交通安全，驾车或骑车时请勿使用。
- 由于耳机会减小外界声音，可能会导致交通事故。另外，在铁道口、建筑工地等听力不得受影响的情况下，请避免用耳机收听。
- 避免以高音量使用耳机。听力专家建议不要进行连续、高音量和长时间播放。如果耳朵产生耳鸣，请降低音量或停止使用。
- 请勿戴着耳机入睡。如果戴着耳机睡觉，耳机线可能会缠在颈部，可能导致窒息。

**关于操作的说明**

请务必遵循以下注意事项。否则可能会导致故障。

- 请勿让耳机受到过度冲击或使其掉落。
- 从Walkman上拔出耳机时，请务必握住耳机插头。直接拉耳机线可能导致其损坏。
- 请勿将耳机线缠绕在Walkman上。否则可能会在插头或耳机线分叉点处造成过大应力，导致耳机线断裂。
- 请注意，切勿将水溅洒于本产品上，本产品不具备防水功能。
- 请勿将耳机置于或留在以下场所中。
  - 极端高温的地方，例如阳光下和/或夏季停着的闷热车内
  - 直射阳光下或加热器附近
  - 湿度大或充满灰尘、煤烟、蒸汽的地方
- 在特别干燥的空气条件下，可能会出现噪音或跳音，或耳朵可能会感到轻微刺痛。这是由于体内积聚的静电所致，并非耳机故障。穿着天然材料制成的衣服可以将此影响减到最小。

如果您对本手册未说明的系统有任何疑问或问题，请就近咨询Sony经销商。

**维护**

- 请勿使用酒精、稀释剂或苯等溶剂。
- 请使用柔软的干布不定期地擦拭驱动单元和插头。插头变脏可能导致噪音或跳音。
- 请勿对着驱动单元呼吸。
- 从耳机上取下耳塞，使用稀释的洗涤剂溶液手工清洗耳塞。清洗耳塞后使其干燥。

**规格**

**对应的Walkman:** 带降噪功能和环境声音模式的高分辨率音频机种

有关耳机兼容型号的详情，请参阅以下网站或目录。

http://www.sony-asia.com/support

**一般规格**

类型：封闭式，动态 / 驱动单元直径：9.0 mm / 功率处理容量：100 mW (IEC) / 阻抗：16 Ω / 灵敏度：103 dB/mW / 频率响应：5 Hz - 40000 Hz /

耳机线长度：约1.1 m / 插头：WALKMAN专用插头 / 质量：约17 g \* / 工作温度：5 °C至35 °C  
\* 不包括S、L尺寸的耳塞。

设计和规格如有变更，恕不另行通知。

**故障排除**

**没有声音。**

- 确保耳机插头牢固插入耳机插孔中。
- 降噪功能或环境声模式的效果不充分。
  - 从Walkman上的耳机选择菜单中选择IER-NW500N。
  - 开启Walkman的降噪功能并调节降噪效果。
- 在Walkman上打开环境声模式，并调节环境声模式的监控等级。
- 请勿用手等盖住耳机的麦克风部分。

**听到噪音。**

- 使用线夹可能可以减小衣服与耳机线之间摩擦产生的噪音。
- 当您在Walkman上使用环境声模式时，请调节监控等级。摩擦噪音会减轻。

**听到啸声。**

- 请勿用手盖住耳机的麦克风部分，将耳机抓在手中等。

**注意事项**

产品名称：高解析音频WALKMAN®的环境声音模式、降噪耳机

产品型号：IER-NW500N

制造商：索尼公司，108-0075日本国东京都港区  
港南1-7-1

马来西亚制造

**关于耳机**

- 避免以高音量播放设备，否则长时间播放可能会影响听力。
- 室外使用高音量可能会导致听不到周围的声音。在听力不可受到影响的情况下，如开车或骑车时，请勿收听设备。
- 由于耳机是设计成可在户外使用的，声音会透过耳机传到外面来。请注意不要打扰周围的人。

中国大陆地区的用户

制造商：索尼公司

总经销商：索尼（中国）有限公司

地址：北京市朝阳区太阳宫中路12号楼

冠城大厦701

原产地：马来西亚

出版日期：2017年8月

**产品中有害物质的名称及含量**

部件名称	有害物质					
	铅 (Pb)	汞 (Hg)	镉 (Cd)	六价铬 (Cr (VI))	多溴联苯 (PBB)	多溴二苯醚 (PBDE)
内置线路板	×	○	○	○	○	○
外壳	×	○	○	○	○	○
附件	×	○	×	○	○	○

本表格依据SJ/T 11364的规定编制。

○：表示该有害物质在该部件所有均质材料中的含量均在GB/T 26572规定的限量要求以下。

×：表示该有害物质至少在该部件的某一均质材料中的含量超出GB/T 26572规定的限量要求。

**关于售后服务的提示：**  
在产品出现性能故障需修理时，索尼公司有权视情况单方面决定仅为用户提供更换式维修服务，即直接通过为用户更换质量合格的产品的方式进行修理，而不再采取其他修理方式。  
详情请查阅产品包装中的保修卡。

繁體中文

**商標**

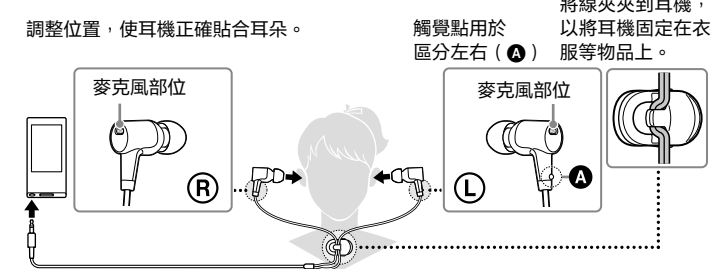
WALKMAN和WALKMAN標誌是Sony Corporation的註冊商標。所有其他商標與註冊商標是其相關所有者的商標或註冊商標。在本手冊中，未標明TM與®標誌。

**內容物**

耳機（1）/耳塞（S、M、L尺寸各兩個）\*/說明書手冊/線夾（1）  
\* M尺寸的耳塞應首先在耳機上。

**使用方法**

**1** 將耳機的耳塞放入耳朵。




**2** 在WALKMAN®的耳機選擇選單上選擇IER-NW500N。  
**3** 選擇歌曲，開始播放。

**提示**

- 要使用防噪功能，請開啟Walkman的防噪功能。
- 若要使用環境音模式，請開啟Walkman上的環境音模式功能。如果您用手等蓋住耳機的麥克風部分，環境音模式的效果可能會減弱，或者可能會產生嘯音。
- 關於Walkman的操作詳情，請參閱Walkman隨附的說明書手冊或瀏覽客戶支援網站。

**更換耳塞**

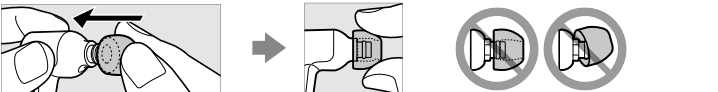
分別選擇適合左右耳大小的耳塞。使用能夠服貼耳朵的耳塞，可讓您享受低音，還能有效防噪。



**取下耳塞**



**戴上耳塞**



將耳塞牢牢套上耳機，可防止脫離，固定在耳內。

**提示**

如果耳塞軟滑無法拆下，請以乾軟布包覆。

**附註**

- 耳塞可能會因長期擱置或使用而品質下降。
- 耳塞是消耗品。關於更換耳塞的詳細資訊，請就近諮詢Sony經銷商。

**注意**

**使用須知**

- 關於與耳機相容的型號，詳情請參閱“規格”。
- 防噪功能可減少低頻噪聲，例如飛機、火車或空調風扇，但對高頻帶沒有效果，例如人聲。
- 防噪效果在極其安靜或可能聽到噪音的環境中可能不是很顯著。



