

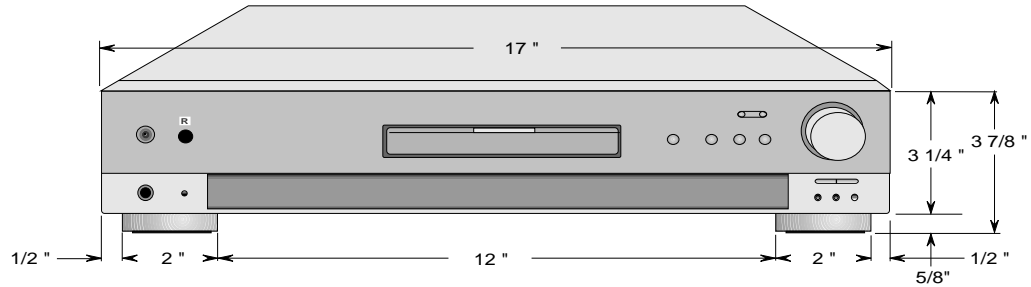
SONY

AVD-S50ES

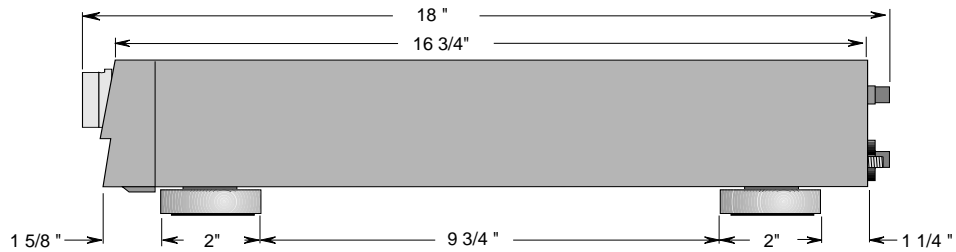
DESCRIPTION:	CD/DVD Receiver	POWER REQUIREMENTS:	120VAC 60Hz
DIMENSIONS (WHD):	17" X 3 7/8" X 18"	POWER CONSUMPTION:	98W 1.7(stby)
WEIGHT:	Approx 10 lbs		

RM-SP50 REMOTE CONTROL

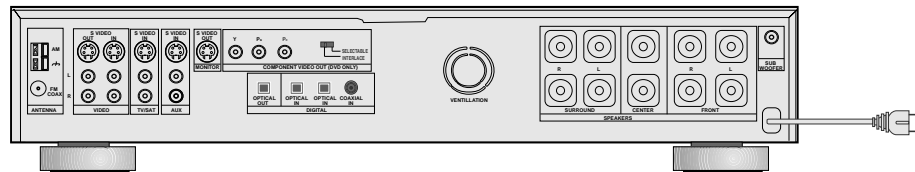
FRONT VIEW



SIDE VIEW



BACK VIEW



NOTE :
WHERE THERE ARE CLOSE TOLERANCES INVOLVED IN CABINET BUILDING OR APPLICATIONS WHICH REQUIRE A GREAT DEGREE OF PRECISION WE RECOMMEND THAT THE PRODUCT ITSELF BE USED TO MAKE THE ACTUAL MEASUREMENTS. SONY WILL NOT BE RESPONSIBLE FOR INACCURACIES IN THE DESIGN OR MANUFACTURE OF ENCLOSURES .