


**SONY**

# KF-42WE610

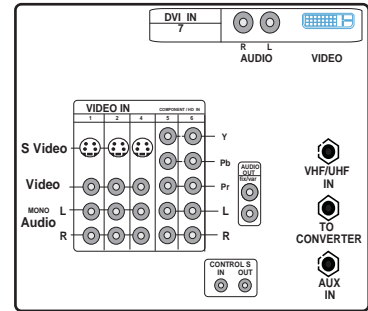
RM-913 REMOTE COMMANDER

DESCRIPTION: Grand Wega POWER  
 DIMENSIONS: 16:9 Rear PJTV REQUIREMENTS: 120V  
 (WHD): 47 1/4" x 32 1/4" x 14 1/2" POWER AC  
 WEIGHT: 70 lbs 12 oz CONSUMPTION: 210w  
<1w(stby)

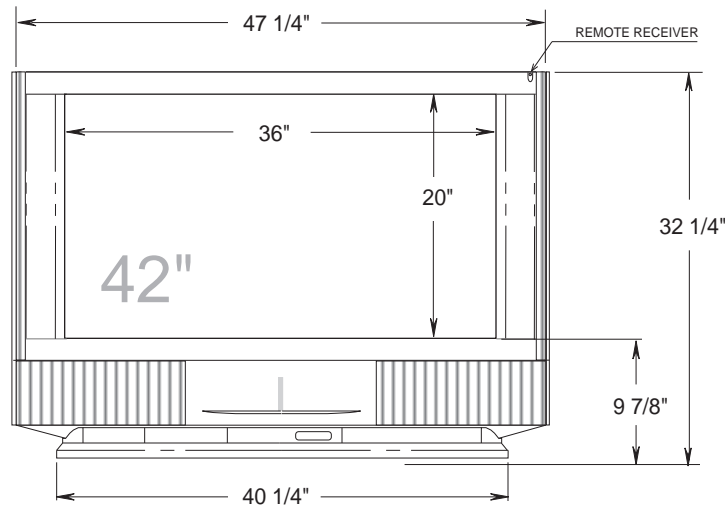
**TOP VIEW**



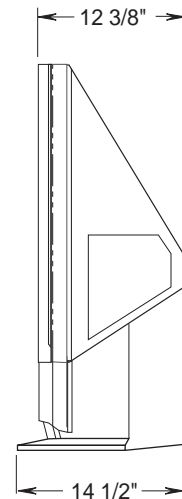
**JACK PACK**



**FRONT VIEW**



**SIDE VIEW**



SPARE LAMP XL-2100U

OPTIONAL A/V STAND SU-GW2  
WHD 47 1/4" x 15 3/4" x 16 1/4"

**NOTE:**  
 WHERE THERE ARE CLOSE TOLERANCES INVOLVED IN CABINET BUILDING OR APPLICATIONS WHICH REQUIRE A GREAT DEGREE OF PRECISION WE RECOMMEND THAT THE PRODUCT ITSELF BE USED TO MAKE THE ACTUAL MEASUREMENTS. SONY WILL NOT BE RESPONSIBLE FOR INACCURACIES IN THE DESIGN OR MANUFACTURE OF ENCLOSURES .