

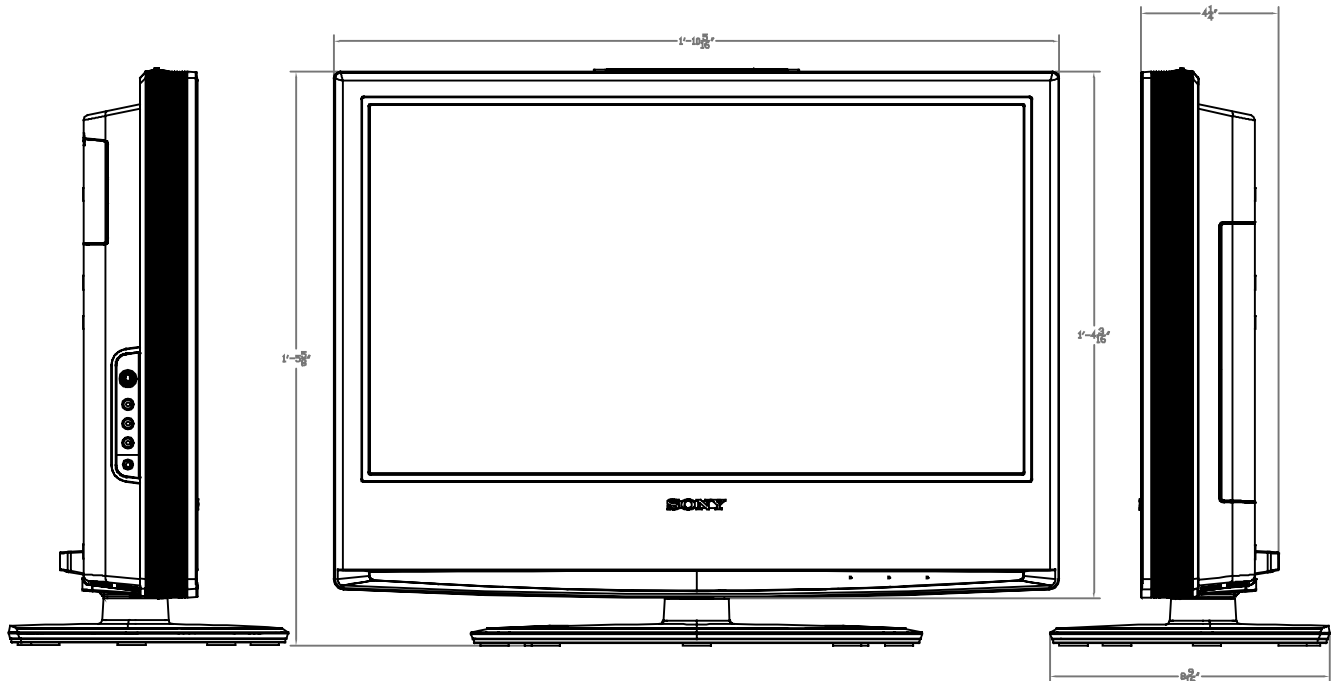
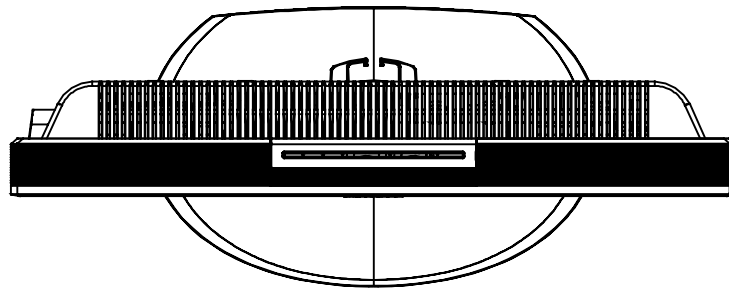
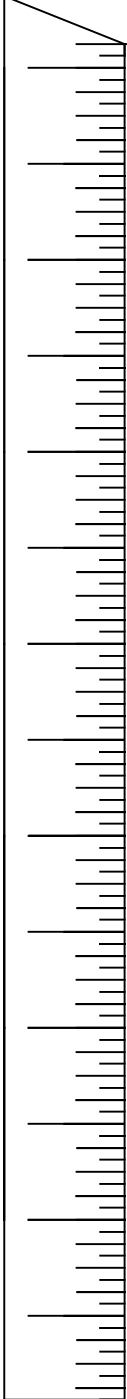
SONY

Model: KLV-S23A10

Description:  
Dimensions: 22 $\frac{5}{16}$ " 16 $\frac{3}{16}$ " 4 $\frac{1}{4}$ "  
(Without Base)  
(WHD): 18 $\frac{7}{16}$ " 17 $\frac{5}{8}$ " 8 $\frac{9}{16}$ "  
Weight: (With Base)  
28 lb  
(With Base)

Power 120V AC  
requirements: 60HZ

Power 120V AC  
requirements: 60HZ



NOTE:  
WHERE THERE ARE CLOSE TOLERANCES INVOLVED IN CABINET BUILDING OR APPLICATIONS WHICH REQUIRE A GREAT DEGREE OF PRECISION, WE RECOMMEND THAT THE PRODUCT ITSELF BE USED TO MAKE THE ACTUAL MEASUREMENTS. SONY WILL NOT BE HELD RESPONSIBLE FOR INACCURACIES IN THE DESIGN OR MANUFACTURE OF ENCLOSURES.

Consumer Integrated Systems - Park Ridge, New Jersey 07656 - Fax (201)930-7891 - [www.sony.com/dn](http://www.sony.com/dn)

Features and specifications subject to change without notice. Non-Metric weights and measurements are approximate.

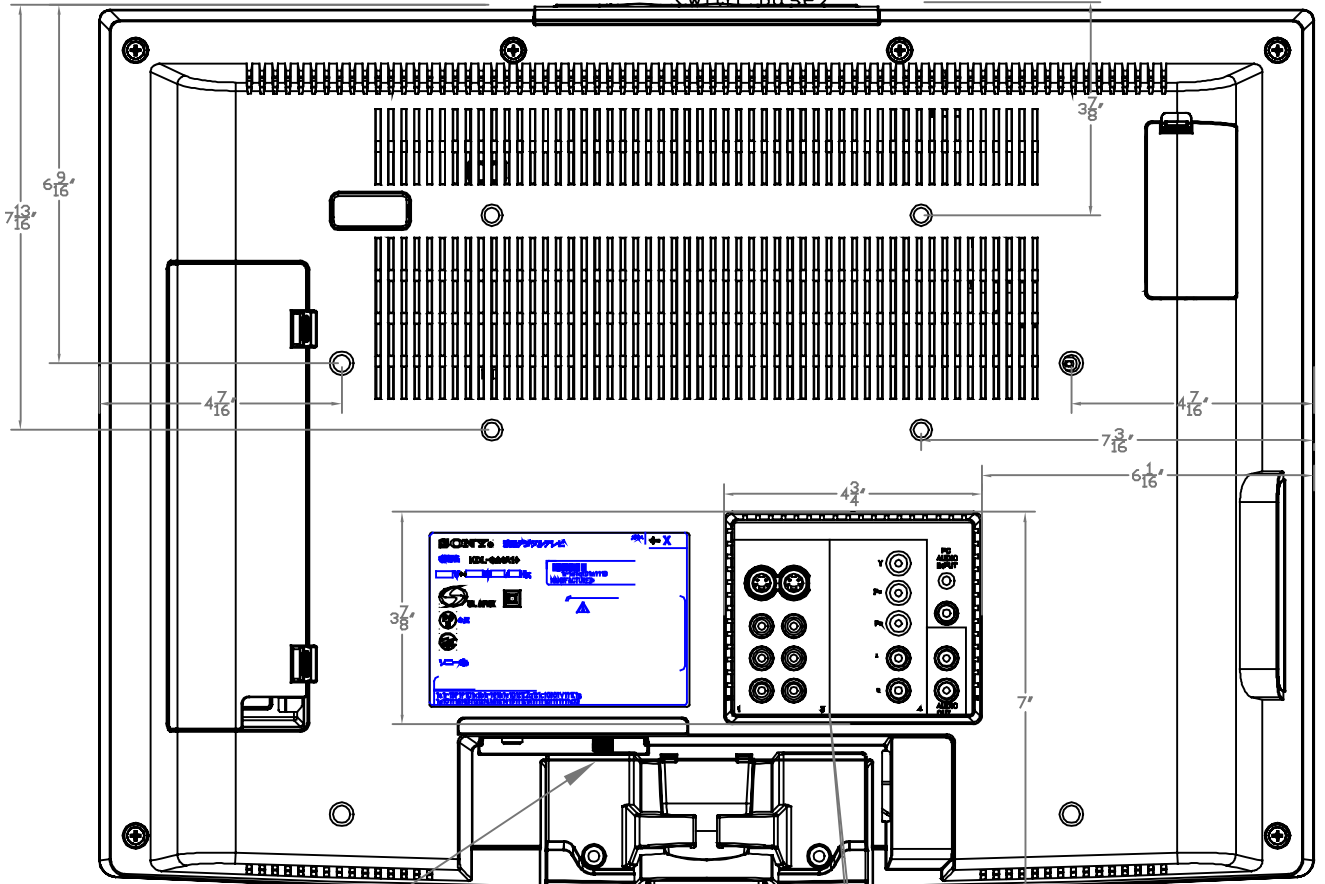
SONY

Model: KLV-S23A10

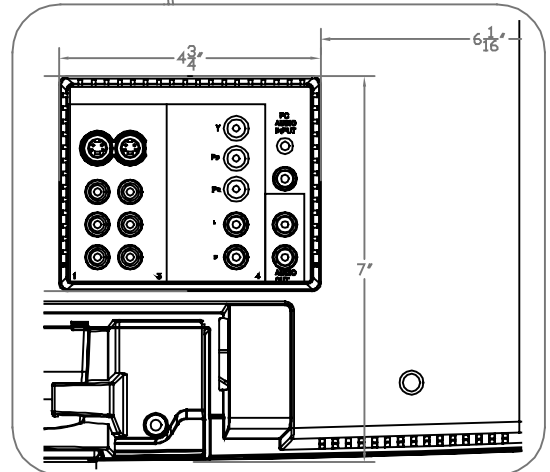
Description:  
Dimensions: 22<sup>5</sup>/<sub>16</sub>" 16<sup>3</sup>/<sub>16</sub>" 4<sup>1</sup>/<sub>8</sub>"  
(Without Base)  
(WHD): 22<sup>5</sup>/<sub>16</sub>" 17<sup>5</sup>/<sub>8</sub>" 8<sup>9</sup>/<sub>16</sub>"  
Weight: (With Base)  
28 lb  
(With Base)

Power 120V AC  
requirements: 60HZ

Power 120V AC  
requirements: 60HZ



RF antenna



NOTE:  
WHERE THERE ARE CLOSE TOLERANCES INVOLVED IN CABINET BUILDING OR APPLICATIONS WHICH REQUIRE A GREAT DEGREE OF PRECISION, WE RECOMMEND THAT THE PRODUCT ITSELF BE USED TO MAKE THE ACTUAL MEASUREMENTS. SONY WILL NOT BE HELD RESPONSIBLE FOR INACCURACIES IN THE DESIGN OR MANUFACTURE OF ENCLOSURES.

Consumer Integrated Systems - Park Ridge, New Jersey 07656 - Fax (201)930-7891 - www.sony.com/dn

Features and specifications subject to change without notice. Non-Metric weights and measurements are approximate.