

SONY®

VAIO® Z505 SuperSlim Pro™ Notebook Read Me First

PCG-Z505S/PCG-Z505SX



NOTICE

This product contains software owned by Sony and licensed by third parties. Use of such software is subject to the terms and conditions of license agreements enclosed with this product. Some of the software may not be transported or used outside the United States. Software specifications are subject to change without notice and may not necessarily be identical to current retail versions.

Updates and additions to software may require an additional charge. Subscriptions to online service providers may require a fee and credit card information. Financial services may require prior arrangements with participating financial institutions.

Sony, DVgate, i.LINK, Mavica, Media Bar, PictureGear, Z505 SuperSlim Pro, VAIO, and the VAIO logo are trademarks of Sony. Windows and the Windows 98 logo are registered trademarks of Microsoft Corporation. Celeron, Intel, and Pentium are trademarks of Intel Corporation. K56flex is a trademark of Lucent Technologies Inc.

All other trademarks are trademarks or registered trademarks of their respective owners.

Contents

Welcome	4
Features.....	4
Unpacking Your Notebook Computer.....	5
Supplementary Information	7
About the Software on Your Computer.....	12
For Answers to Your Software Questions	17
Specifications.....	19

Welcome

Congratulations on your purchase of the Sony VAIO® Z505 SuperSlim Pro™ notebook. Sony has combined leading-edge technology in audio, video, computing, and communications to provide you with state-of-the-art personal computing.

Features



For a complete description of the specifications of your VAIO Z505 SuperSlim Pro Notebook, see .page 19.

- ❑ **Exceptional performance:** Your notebook includes a fast Intel® Celeron™ or Intel® Pentium® II processor* and a V.90 compatible modem.†
- ❑ **Portability:** The high-capacity lithium-ion battery provides hours of use without AC power.
- ❑ **Sony audio and video quality:** High-quality MPEG1 video, which supports full-screen display (12.1-inch Active Matrix LCD screen) and enables you to take advantage of today's advanced multimedia applications, games, and entertainment software.
- ❑ **Windows® 98:** Your system includes the latest operating system from Microsoft.
- ❑ **Communications:** Access popular online services, send e-mail, browse the Internet, and use fax features.
- ❑ **100 free hours of Internet access:** Use the Internet for up to 100 free hours when you sign up with GTE (no credit card required). Free access expires after 100 hours of use or 60 days after signing up—whichever occurs first. Sign up when you register your computer with Sony, or use the Easy Internet Access icon on the desktop. Once you have signed up, the icon launches the Easy Internet Access browser.

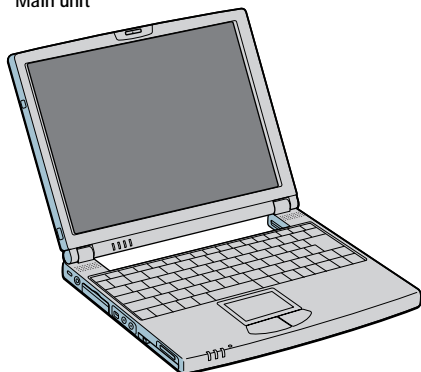
* Model PCG-Z505S has a Celeron processor, and model PCG-Z505SX has a Pentium II processor.

† Actual upload and download speeds may vary due to line conditions, ISP support, and government regulations.

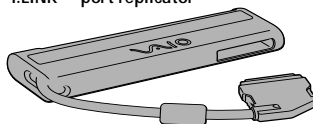
Unpacking Your Notebook Computer

Remove the following hardware items from the box:

Main unit



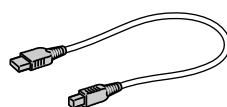
i.LINK™ port replicator



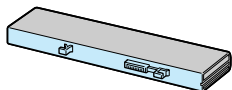
RJ-45 network cable adapter



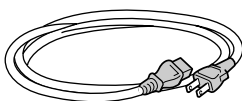
USB cable




Rechargeable battery pack



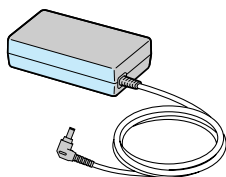
Power cord



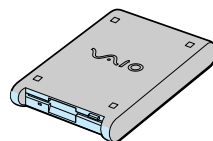
Mini-USB cable



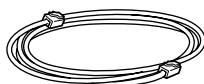
AC adapter



USB floppy disk drive



Phone cable




Manuals

- ❑ *Read Me First* (this manual) contains specifications, software descriptions, and quick tips on specific hardware and software issues.
- ❑ The *VAIO® Z505 SuperSlim Pro™ Notebook User Guide* describes how to set up and use your notebook computer.
- ❑ The *Microsoft® Windows® 98 Getting Started* manual explains how to use the basic features of the Windows operating system.

Recovery CDs

- ❑ System Recovery CD(s)
- ❑ Application Recovery CD(s)

 To use these recovery CDs, you need to purchase the PCGA-CD5 or PCGA-CD51 CD-ROM drive.

Other

- ❑ Setting up your VAIO® Z505 SuperSlim Pro™ Notebook (poster)
- ❑ Packet containing special product offers

Supplementary Information

Power Management Tips

- ❑ If you find that an application exhibits unexpected behavior (such as reduced video quality) after returning from a reduced power consumption mode, you should close that application before your computer enters a power-saving mode.
- ❑ For maximum audio and video performance, use PowerPanel to select either the AC Power Profile or the Power Management Off profile.
- ❑ If your battery level falls to less than 10 percent, you should either attach the AC adapter to recharge the battery or shut down your computer and insert a fully charged battery.

If Your Computer Does Not Start

- ❑ Check that the computer is plugged into a power source and that it is turned on. Check that the power indicator on the front panel of the computer indicates that the power is on.
- ❑ Check that the battery is inserted properly and that it is charged.
- ❑ Make sure there is no diskette in the floppy disk drive.
- ❑ Confirm that the AC adapter and all cables are connected firmly, as described in “Connecting Peripheral Devices” in the *VAIO® Z505 SuperSlim Pro™ Notebook User Guide* that came with your computer.
- ❑ If you plugged the computer into a power strip or UPS, make sure the power strip or UPS is turned on and working.
- ❑ If you are using an external display, check that it is plugged into a power source and turned on. Check that the brightness control is adjusted correctly. See the manual that came with your display for details.
- ❑ Moisture condensation may have occurred. Do not use the computer for at least one hour and then turn on the computer.
- ❑ When the internal backup battery is low on power, it may not be able to boot your system properly. You can correct this situation as follows: Plug in the AC adapter and allow the computer to charge for one hour while the power is on. Do not use the computer during this time. After one hour, turn the power off and then on again. To charge the internal backup battery fully, keep the AC adapter connected for more than 24 hours after turning the power on. You can use your computer while charging the battery.

Selecting the Printer Port Mode for Your Printer

The default setting for the printer port mode is correct for most printers. If you cannot print, try changing the printer port mode. In Sony Notebook Setup, select the Printer tab. If the printer port mode is set to ECP, change it to bi-directional. If the printer port mode is set to bi-directional, change it to ECP. See “Displaying the Sony Notebook Setup Screen” in the online document *Customizing Your VAIO® Z505 SuperSlim Pro™ Notebook* for details on using Sony Notebook Setup.

Using America Online with WinFax® Basic Edition

Once you have configured WinFax Basic Edition software, it is automatically available for your use. You cannot use America Online® when the automatic fax receive feature of WinFax Basic software is on. To disable this feature, right click the WinFax icon in the task tray at the bottom right corner of your screen, and then select Exit.

Media Bar™

The help file for Media Bar software contains references to the use of devices connected to a Control-A1 port. The Control-A1 feature is not available on this model.

Applications That Use the TWAIN Driver

Digital imaging applications, such as Adobe PhotoDeluxe®, allow you to import images to your computer from an external device, such as a scanner or digital camera. When you select a device, a TWAIN driver window appears on the screen. You should always close the TWAIN driver window before exiting or minimizing a digital imaging application.

Using the Touchpad

In addition to using the left and right buttons for mouse clicks, you can tap on the touchpad to indicate mouse clicks. By default, the tapping feature is disabled. If you wish to turn on the tapping feature, double-click the Mouse icon in the Control Panel, select the Touchpad tab, and click the check box to enable tapping.

Device Manager

You may notice that under Network Adapters on the Device Manager tab, two of the network adapters are disabled. Your computer ships this way to enable faster startup. To enable these adapters, follow the instructions under “Enabling Smart Connect” and “Enabling a Network,” below.



Enabling Smart Connect

Your computer comes with pre-installed Smart Connect software. Before using Smart Connect, follow the instructions below to enable the software:

- 1 Click the Windows Start button.
- 2 Select Settings, then click Control Panel. The Control Panel window appears.
- 3 Click the System icon. The System Properties window appears.
- 4 Click the Device Manager tab.
- 5 Double-click Network Adapters. A list of adapters appears under Network Adapters. The Sony i.LINK(1394) Adapter icon is crossed out with a red “X.”

- 6 Double-click Sony i.LINK(1394) Adapter. The Sony i.LINK(1394) Adapter window appears.
- 7 Click the Enable Device button.
- 8 Click Okay. The Sony i.LINK(1394) Adapter icon should no longer have an “X” on it. This means Smart Connect is now enabled.
- 9 Close all windows, and restart your computer in order for the new settings to take effect.

Now your Smart Connect software is ready to use. Note that when you use Smart Connect to connect two VAIO computers, you must assign each computer a unique name by which it can be identified when the two computers are networked. See the Smart Connect online help for more information. The *VAIO® Z505 SuperSlim Pro™ Notebook User Guide* also contains information on using Smart Connect.

Enabling a Network

Your computer comes with built-in Ethernet networking capability. Before using a network, you must enable Ethernet by following the instructions under “Enabling Smart Connect,” above. Wherever the instructions refer to the “Sony i.LINK(1394) Adapter,” substitute “Intel 8255x-based PCI Ethernet Adapter (10/100)” instead. For example, when you reach step 6 of the instructions, instead of double-clicking Sony i.LINK(1394) Adapter, double-click Intel 8255x-based PCI Ethernet Adapter (10/100). Otherwise, the steps are the same.

Programmable Power Key

If you wish to use Programmable Power Key (PPK) to read your e-mail or launch a web browser, you need an Internet connection and you must use Microsoft Outlook®. In order to use PPK with your free Easy Internet Access account, follow these steps:

- 1 Register your computer and sign up for free Internet access.
- 2 Launch Microsoft Outlook and verify that you can send and receive e-mail using your free Easy Internet Access account.

If You Get an Error Message When Your Modem Tries to Dial

If you get a message saying your modem is unable to complete a dialup connection, the message may be appearing because you are dialing from an area where an overlay area code* has been implemented. In such areas, even local calls require dialing the area code, or 1 + the area code, before

the 7-digit telephone number. If you are dialing from such an area, you need to configure your dialup software to dial the area code, or 1 + the area code, before the 7-digit number.

For instructions on how to do this, consult your dialup software's manual or online help. The same instructions will also tell you how to configure your dialup software to dial a 9 or other number to access an outside line (you may need to do this if, for instance, you are dialing from an office building).

* An overlay area code is a second area code added to the same geographical area as an existing area code.

Hardware Temperature

The AC adapter or the bottom panel of your computer may become warm. This is the result of CPU operation and does not indicate a malfunction of the computer. The actual temperature varies depending on the peripherals and software you are using and the length of time that the unit is in use. The AC adapter may also become warm when the computer is off and the battery is charging.

! Do not cover the computer or adapter with clothing, blankets, or any other material when the computer is turned on. Covering these components may result in damage to your unit.

When connecting the supplied AC adapter to an AC outlet that has more than two outlets, do not plug the AC adapter into an outlet that is obstructed by another adapter. To prevent fire or electrical shock, the adapter must be firmly plugged into the outlet. If necessary, use a separate AC outlet.

About the Software on Your Computer

Your VAIO Z505 SuperSlim Pro notebook is ready to help you work, play, learn, and communicate as soon as you turn it on. This section gives you an overview of the activities you can perform with your software titles. For support information, see “For Answers to Your Software Questions” on page 17.

Adobe Acrobat® Reader

Adobe Systems Inc.

Acrobat Reader software allows you to view, navigate, and print electronic documents in Adobe Portable Document Format (PDF), an open file format that is intended to preserve the fidelity of documents created on all major computer platforms.

Adobe PhotoDeluxe® Business Edition

Adobe Systems Inc.

Create amazing photo effects with Adobe PhotoDeluxe. Without learning complex software, you can enhance, restore, and be creative with your photos. Includes built-in guided activities, stock photos, clip art and templates to assist you.

America Online®

America Online

America Online is a popular Internet online service. Stay in touch with family and friends with Easy-to-Use E-mail, manage your personal finances, get the latest news and sports scores, and chat with thousands of others who share your interests.

AT&T WorldNet® Service

AT&T

Fast, reliable Internet access from AT&T WorldNet Service. AT&T WorldNet Service provides web-based e-mail, a personalized start page from Excite, easy access to the Excite search engine, free web pages, online and live agent technical support, instant messaging, and special shopping discounts at Market Square.

CompuServe® 2000

CompuServe, Inc.

The all new CompuServe 2000 delivers a powerful tool for Internet users who want serious and timely information, in-depth research, and

professional communities backed by state-of-the-art technologies, including high-speed access and powerful e-mail messaging.

DVgate™ Still
Sony Electronics

Connect a digital video camera recorder to the i.LINK® connector and capture your own still images. You can save your images in a variety of popular file formats.

EarthLink Sprint TotalAccess™
EarthLink Network, Inc.

An Internet Service Provider that supplies access, information, and assistance to its customers, introducing them to the Internet. Member benefits include e-mail, a Personal Start Page, a free 6 MB web site, a member newsletter, and 24-hour technical support.

McAfee VirusScan®
Network Associates, Inc.

Protect your computer from viruses. VirusScan can detect viruses from floppy disks, Internet downloads, e-mail attachments, intranets, shared files, CD-ROMs, and online services.
popular file formats.

Media Bar™
Sony Electronics

Media Bar software is your all-in-one solution for audio/video playback. Media Bar software handles all common computer multimedia formats and controls selected Sony devices. In addition to audio/video library cataloging and playlist management, Media Bar software includes digital video quality control and effects features. Media Bar software seamlessly integrates a variety of new media formats with an easy-to-use software interface.

Microsoft® Internet Explorer for Windows® 98
Microsoft Corporation

Internet Explorer delivers the web the way you want it. It is safe, easy to use, and you can personalize how you access the web. Outlook Express and other tools in Internet Explorer also help you have a great experience when you are on the web.

Microsoft® Money 99*Microsoft Corporation*

Microsoft Money 99 is personal finance software that lets you perform your financial tasks, everything from paying bills to planning for the future, in a smarter, faster way. With Money's online services, you can pay bills and bank from the comfort of home.

Netscape Communicator™*Netscape Communications*

Netscape Communicator is an all-in-one Internet tool that makes it easy to browse the web, send Internet e-mail, chat, read newsgroups and compose great web documents.

Microsoft® Outlook® 98*Microsoft Corporation*

Outlook 98 is Microsoft's premier messaging and collaboration client. It combines the leading support for Internet standards-based messaging systems with integrated calendar, contact, and task-management features.

Microsoft® Works*Microsoft Corporation*

Works provides users with the right set of core tools that allows them to write letters and reports, track family and friends with the address book, manage home finances and create a home inventory.

PictureGear™*Sony Electronics*

This image management software displays images from your hard drive, a Sony Digital Still Camera, or a Sony Mavica® Camera. The images appear in a convenient light-table format, so that you can easily view the contents of an entire folder.

Prodigy Internet™*Prodigy Communications Corporation*

An online service that helps you find what you need online faster and smarter. Prodigy delivers powerful online content such as sports scores, stock quotes, news, and easy access to Excite, plus quality customer service, all at a competitive price.

Quicken® Basic 99*Intuit, Inc.*

Quicken is a fast, easy way to organize your finances. Quicken works just like your checkbook, so it is easy to learn and use. Quicken manages all your finances, bank accounts, credit cards, investments, and loans. You can even pay your bills online.

Smart Capture*Sony Electronics*

Smart Capture is a fun new way to send multimedia messages via e-mail. Smart Capture manages the i.LINK® connection between your computer and a Sony Digital Handycam® camcorder that supports the i.LINK interface. It allows you to capture compressed video or still images that you can save or share via e-mail. A smart solution to computer, digital audio/video and network convergence.

Smart Connect*Sony Electronics*

Smart Connect allows you to use an i.LINK cable (not supplied) to connect your VAIO computer to another VAIO computer that supports Smart Connect. You can then use one computer to copy, delete, and edit files on the other computer. You can also print from a printer attached to either computer.

Smart Label*Sony Electronics*

This tool allows you to record your voice and play it back at any time to remind you of important information, such as telephone numbers or appointments. It can also be used as a normal text memo pad. It can record a voice memo up to 60 seconds long. You can combine this with pictures and/or text to create a memo that you can place on your computer desktop.

Smart Publisher*Sony Electronics*

Smart Publisher makes it easy for you to send web pages to the Internet using e-mail or FTP.

Smart Write

Sony Electronics

A word processor that allows you to create documents that incorporate pictures and sound. With Smart Write, you can record your voice right into the page and draw directly onto your documents with a computer “pencil.”

WinFax® Basic Edition

Symantec Corporation

WinFax Basic software incorporates an easy-to-use interface that allows you to send and receive faxes easily. Upgrade to WinFax Pro to receive additional features.

About Your Recovery CDs

Application Recovery CD(s)

Sony Electronics

This program allows you to reinstall individual applications and device drivers. Use it to restore corrupted or accidentally erased files.

System Recovery CD(s)

Sony Electronics

This program allows you to restore the software titles that shipped with your computer if they become corrupted or are erased accidentally. It can be used only to restore the hard disk of the Sony computer you purchased.

For Answers to Your Software Questions

Acrobat® Reader, Adobe PhotoDeluxe® Business Edition (Adobe Systems Incorporated)

website	http://www.adobe.com/
phone	206-628-2746 (fee-based support)
fax	206-628-5737
e-mail	techdocs@adobe.com
hours	M-F, 6 AM-5 PM PT

America Online® (America Online)

website	http://www.aol.com/
phone	800-827-3338
hours	7 days a week, 24 hours a day

AT&T WorldNet® Service (AT&T)

website	http://www.worldnet.att.net
phone	800-400-1447
e-mail	worldnet@attmail.com
hours	7 days a week, 24 hours a day

CompuServe® 2000 (CompuServe, Inc.)

website	http://www.compuserve.com/
phone	800-848-8990

EarthLink Sprint TotalAccess™ (EarthLink Network, Inc.)

website	http://help.earthlink.net/techsupport/
phone	800-395-8410
e-mail	support@earthlink.net
hours	7 days a week, 24 hours a day

McAfee VirusScan (Network Associates, Inc.)

website	http://support.mcafee.com
phone	408-988-3832
e-mail	cybr@nai.com
hours	M-F 9AM-5PM Central Time

Netscape Communicator™ (Netscape Communications Corporation)

website	http://www.netscape.com/
phone	888-4SONYPC (888-476-6972)*
hours	7 days a week, 24 hours a day

* Support from 1-888-4SONY PC is free of charge for 90 days after the original date of purchase.

Prodigy Internet™ (Prodigy Communications Corporation)

website	http://www.prodigy.com/
phone	800-213-0992
hours	7 AM - 3 AM ET

Quicken® Basic (Intuit Inc.)

website	http://www.intuit.com/support
phone	900-555-4688
hours	7 days a week, 24 hours a day

Windows 98 Operating System, Works, Money, Outlook, Internet Explorer (Microsoft Corporation)

website	http://www.microsoft.com/support/
phone	888-4SONYPC (888-476-6972)*
hours	7 days a week, 24 hours a day

* Support from 1-888-4SONY PC is free of charge for 90 days after the original date of purchase.

WinFax® Basic Edition (Symantec Corporation.)

website	http://www.symantec.com/techsupp/
phone	800-798-0850
fax	800-554-4403 in North America 541-984-2490 outside North America

Sony Service Center

For the Sony Service Center nearest you, call 1-888-4SONYPC (1-888-476-6972).

Specifications

<i>Model</i>	<i>PCG-Z505S</i>	<i>PCG-Z505SX</i>
<i>Processor</i>	333 MHz Celeron	366 MHz Pentium II
<i>Hard Disk Drive</i>	6.4 GB	
<i>Standard RAM</i>	64 MB SDRAM, expandable to 192 MB	128 MB SDRAM,* expandable to 192 MB†
<i>LCD Screen</i>	12.1" XGA TFT	
<i>L2 Cache Memory</i>	128 KB (on CPU)	256 KB (on CPU)
<i>MPEG</i>	MPEG1 Digital Video supports full-screen playback	
<i>Graphics</i>	128-bit accelerator with 2.5 MB Video RAM	
<i>Sound Capabilities</i>	16-bit CD-quality stereo sound	
<i>Diskette Drive</i>	External USB 3.5" 1.44 MB	
<i>Modem</i>	K56flex™ and V.90 compatible modem‡	
<i>Infrared</i>	Supports 4 mbps, 1.1 mbps, and 115 kbps IrDA Standard	
<i>Expansion Capabilities</i>	One PCMCIA type II Card Card bus support	
<i>Built-in Capabilities</i>	Microphone Stereo speaker Touchpad	
<i>Telecommunication Capabilities</i>	Data/fax send/receive	
<i>Connection Capabilities on Z505 SuperSlim Pro</i>	Phone line (RJ-11) i.LINK port replicator i.LINK (IEEE-1394) 2 USB ports, including 1 mini-USB port 10Base-T/100Base-T Ethernet interface Microphone In DC In Headphone	
<i>Connection Capabilities on i.LINK Port Replicator</i>	i.LINK Printer Serial USB VGA monitor	
<i>Supplied Accessories</i>	USB floppy disk drive USB cable Mini-USB converter cable Rechargeable battery AC adapter and power cord i.LINK port replicator Phone cable RJ-45 network cable adapter	
<i>Service</i>	90-day limited express service** Extendible to one year from original date of purchase upon registration	

<i>Model</i>	<i>PCG-Z505S</i>	<i>PCG-Z505SX</i>
<i>Limited Warranty</i>	90-day parts/labor standard** Extendible to one year from original date of purchase upon registration	
<i>Power Requirements</i>	45 watts maximum (19.5V DC/AC100-240V)	
<i>Power Management</i>	Energy Star Compliant Advanced Configuration and Power Interface (ACPI)	
<i>Battery</i>	Lithium-ion	
<i>Dimensions</i>	10.8" (w) x 0.87" (h) x 8.9" (d) (275mm x 22.0mm x 226mm)**	
<i>Weight</i>	3.5 lbs. (1.58 kg) (with supplied battery)	
<i>Operating Temperature</i>	40° F to 95° F (+5° C to 35° C)	
<i>Operating Humidity</i>	20% to 80% (not condensed), provided that humidity is less than 65% at 95° F (35° C), hygrometer reading of less than 84° F (29° C)	
<i>Storage Temperature</i>	-4° F to 140° F (-20° C to 60° C), temperature gradient less than 50° F (10° C)	
<i>Storage Humidity</i>	10% to 90% (not condensed) provided that humidity is less than 20% at 140° F (60° C), hygrometer reading of less than 95° F (35° C)	

* Your system may contain additional memory installed at the time of purchase.

† The PCG-Z505S includes 64 MB on-board memory. The PCG-Z505SX includes 64 MB on-board memory and a 64 MB memory module. When you expand the PCG-Z505SX memory to 192 MB, the supplied 64 MB memory module can no longer be used in the PCG-Z505SX.

‡ Maximum speed for faxing is 14.4 kbps. Your modem is capable of downloading at 56 kbps using K56flex Technology or V.90. Your online service or Internet Service Provider, however, may not support this technology or operate at this speed. .

**Certain restrictions apply.

†† Height measured at the thinnest point. Height at the thickest point is 1.05" (26.8mm).

Specifications are subject to change without notice.