

SONY

SLV-N50/60

DESCRIPTION: VHS HI-FI VCR

DIMENSIONS

(WHD): 13 3/4 X 3 3/4 " X 11"

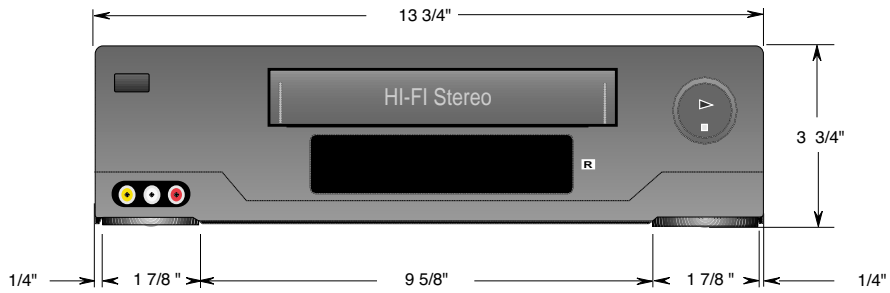
WEIGHT: 10 lbs (approx)

POWER REQUIREMENTS: 120V
60i

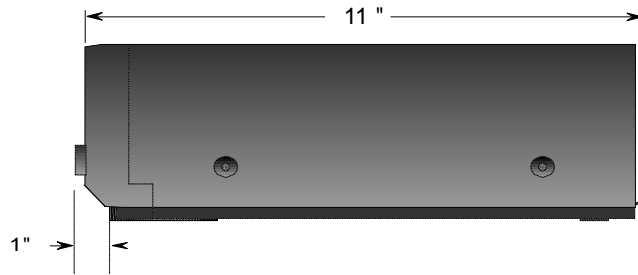
CONSUMPTION: 25
Watts

1/4 inch = 1 inch Scale 4:1


FRONT VIEW



SIDE VIEW



BACK VIEW



NOTE:
 WHERE THERE ARE CLOSE TOLERANCES INVOLVED IN CABINET BUILDING OR APPLICATIONS WHICH REQUIRE A GREAT DEGREE OF PRECISION WE RECOMMEND THAT THE PRODUCT ITSELF BE USED TO MAKE THE ACTUAL MEASUREMENTS. SONY WILL NOT BE RESPONSIBLE FOR INACCURACIES IN THE DESIGN OR MANUFACTURE OF ENCLOSURES .

Sony Electronics Inc • Consumer Integrated Systems • Park Ridge, New Jersey 07656 •
 Features and specifications subject to change without notice. • Non-metric weights and measurements are approximate.