

SONY

3-758-867-21 (1)

Active Speaker System

SRS-A30

Operating Instructions

Before operating the unit, please read this manual thoroughly and retain it for future reference.

Features

The Sony SRS-A30 is a compact-size speaker system with a built-in power amplifier. It can be connected to a Discman, WALKMAN®, etc.

- Power output of 2 W + 2 W

- The "dynamic sound duct" assures a rich and powerful bass.

- WALKMAN is a registered trademark of Sony Corporation.

Precautions

- Operate the system only on 9 V DC. For AC operation, use only the AC-E90HG AC power adaptor (not supplied). Do not use any other AC power adaptor.

- After operating the system with the AC power adaptor, disconnect the AC power adaptor from the wall outlet if the system is not to be used for an extended period of time. The POWER switch on the left speaker does not turn the AC power adaptor off.

- If the system is not to be used for a long period of time or is to be operated extensively on AC power, remove the batteries to avoid damage caused by battery leakage and corrosion.

- Do not open the cabinet. Refer servicing to qualified personnel only.

- Do not leave the system in a location near heat sources, or in a place subject to direct sunlight, excessive dust, moisture, rain or mechanical shock.

- Should any solid object or liquid fall into the system, remove the batteries and have the system checked by qualified personnel before operating it any further.

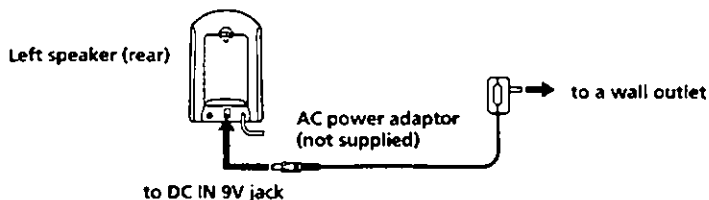
- Keep TV sets, watches, or personal credit cards using magnetic coding away from the system to prevent possible damage caused by the magnets in the system.

- Do not use alcohol, benzene, or thinner to clean the cabinet.

If you have any questions or problems concerning your system that are not covered in this manual, please consult your nearest Sony dealer.

Power Sources

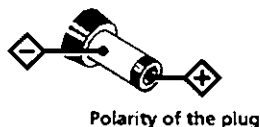
Using on house current



When the AC power adaptor is connected to the system, internal batteries are automatically disconnected.

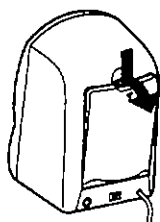
Note on the AC power adaptor

Use only the AC-E90HG AC power adaptor (not supplied). Do not use any other AC power adaptor.



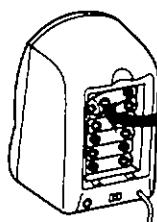
Battery installation

1

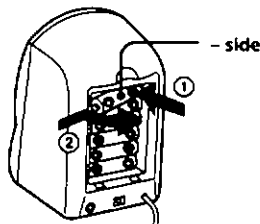


Left speaker (Rear)

2



Six size AA (R6) batteries (left speaker only)



Note

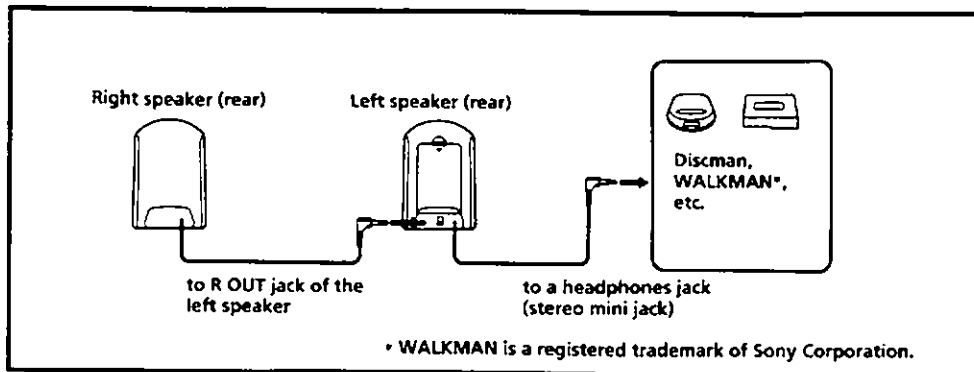
Remove the batteries as illustrated.

Battery Replacement

When the batteries are weak, the POWER indicator will start flickering and become faint, or the playback sound will be distorted or unstable.

In such a case, replace all the batteries with new ones. For battery life, see "Specifications".

Connections



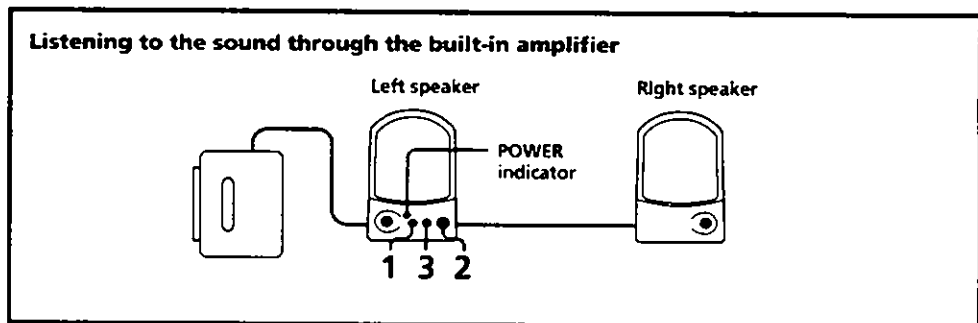
Connect the left speaker to the source equipment.

When the system is connected to a monaural jack of a radio, etc., the sound may only come through the left speaker. In such a case, use the optional Sony plug adaptor PC-236MS. The sound will come through both speakers.

To connect to a stereo phone-type headphones jack

Use the optional PC-234S plug adaptor or RK-G138 connecting cord.

How to Use



- 1 Press the POWER switch (ON).**
The POWER indicator lights up.
- 2 Adjust the VOLUME control.**
- 3 Press the BASS BOOST switch (ON) to reinforce the bass.**
Press the switch again (OFF) to cancel the bass boost function.

Listening to the sound without the built-in amplifier

Set the POWER switch (OFF/DIRECT). In this case, the VOLUME control and the BASS BOOST switch do not operate. Adjust the volume with the connected equipment.

After listening, press the POWER switch (OFF/DIRECT).
The POWER indicator goes off.

WARNING

To prevent fire or shock hazard, do not expose the unit to rain or moisture.

To avoid electrical shock, do not open the cabinet. Refer servicing to qualified personnel only.

Specifications

Amplifier section

Power output

2 W + 2 W

Input impedance

150 ohms (at 1 kHz)

Speaker section

System

Full-range, 65 mm (2⁵/₈ in.)
dia., bass reflex enclosure

Nominal impedance

4 ohms (OFF/DIRECT)

Rated input power

2 W (OFF/DIRECT)

General

Power requirement

DC 9 V, six size AA (R6)
batteries (left speaker only)

Battery life (at 5 mW + 5 mW output)

Approx. 17 hours with Sony
batteries SUM-3 (NS),
Approx. 35 hours with Sony
alkaline batteries AM3 (N)

Dimensions

Approx. 108 x 167 x 125 mm
(w/h/d) (4³/₈ x 6⁵/₈ x 5 in.)

Mass

Left speaker: Approx. 510 g
(1 lb. 2 oz.), Right speaker:
Approx. 410 g (15 oz.) not incl.
batteries

Optional accessories

AC power adaptor AC-E90HG,
Plug adaptor PC-236MS,
PC-234S, Connecting cord
RK-G138

Design and specifications are subject to change without notice.