

SONY

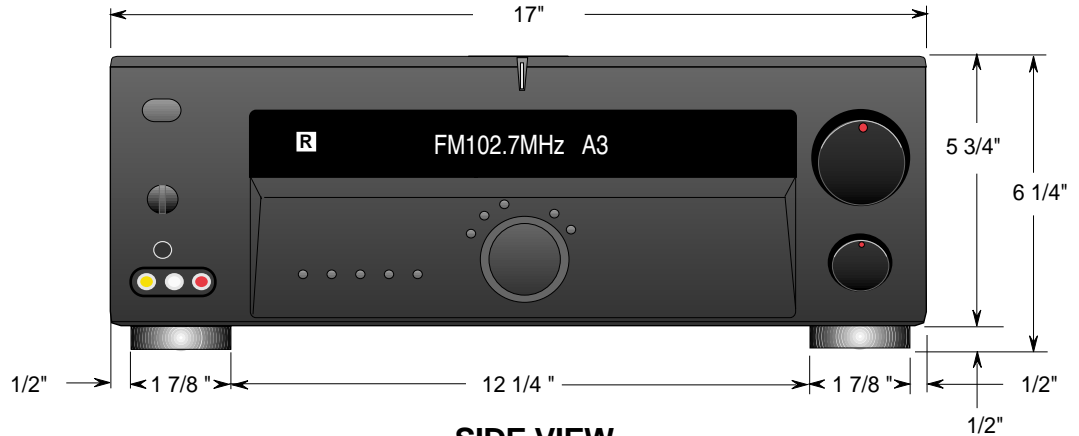
STR-DE575/675

DESCRIPTION: Dolby Digital Receiver
 DIMENSIONS (WHD): 17" x 6 1/4" x 14 7/8"
 WEIGHT: Approx 35 lbs

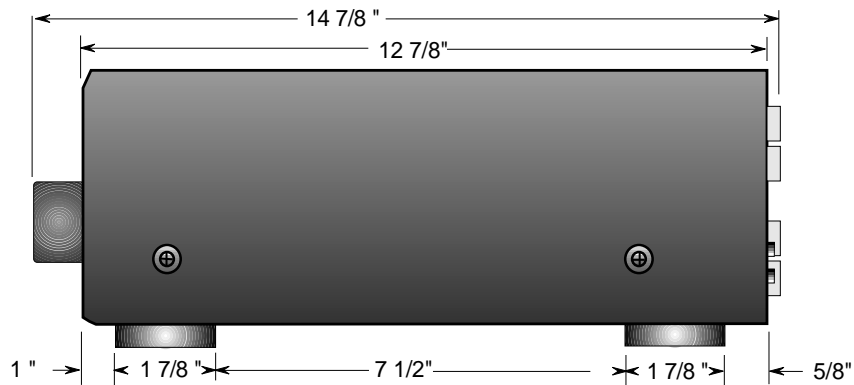
POWER REQUIREMENTS: 120V 60Hz
 CONSUMPTION: 300 Watts

RM-PP505L REMOTE

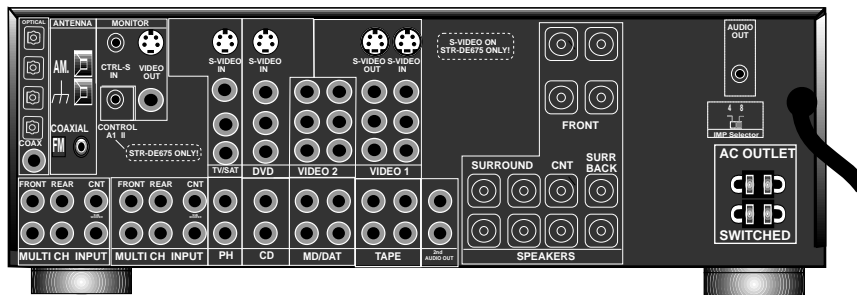
FRONT VIEW



SIDE VIEW



BACK VIEW



NOTE :
 WHERE THERE ARE CLOSE TOLERANCES INVOLVED IN CABINET BUILDING OR APPLICATIONS WHICH REQUIRE A GREAT DEGREE OF PRECISION WE RECOMMEND THAT THE PRODUCT ITSELF BE USED TO MAKE THE ACTUAL MEASUREMENTS. SONY WILL NOT BE RESPONSIBLE FOR INACCURACIES IN THE DESIGN OR MANUFACTURE OF ENCLOSURES .