

**SONY®**

**Safety Information**  
**Renseignements relatifs à la sécurité**  
**Información de Seguridad**

Personal Computer / Ordinateur personnel / Computadora Personal

**VGN-AR600 Series**

**¡IMPORTANTE!**

Por favor lea detalladamente este manual de instrucciones antes de conectar y operar este equipo. Recuerde que un mal uso de su aparato podría anular la garantía.



---

# *For customers in USA and Canada*

# *Pour les utilisateurs aux Etats-Unis et au Canada*

## **Owner's Record**

The model number and serial number are located on the back panel of your Sony VAIO® computer. Record the model and serial numbers in the space provided here, and keep in a secure location. Refer to the model and serial numbers when you call your Sony Service Center.

Model Number:	
Serial Number:	

## **Notice**

© 2007 Sony Electronics Inc. Reproduction in whole or in part without written permission is prohibited. All rights reserved. This manual and the software described herein, in whole or in part, may not be reproduced, translated, or reduced to any machine-readable form without prior written approval.

SONY ELECTRONICS INC. PROVIDES NO WARRANTY WITH REGARD TO THIS MANUAL, THE SOFTWARE, OR OTHER INFORMATION CONTAINED HEREIN AND HEREBY EXPRESSLY DISCLAIMS ANY IMPLIED WARRANTIES OF MERCHANTABILITY OR FITNESS FOR ANY PARTICULAR PURPOSE WITH REGARD TO THIS MANUAL, THE SOFTWARE, OR SUCH OTHER INFORMATION. IN NO EVENT SHALL SONY ELECTRONICS INC. BE LIABLE FOR ANY INCIDENTAL, CONSEQUENTIAL, OR SPECIAL DAMAGES, WHETHER BASED ON TORT, CONTRACT, OR OTHERWISE, ARISING OUT OF OR IN CONNECTION WITH THIS MANUAL, THE SOFTWARE, OR OTHER INFORMATION CONTAINED HEREIN OR THE USE THEREOF.

SONY CANNOT WARRANT THAT THE FUNCTIONS DESCRIBED IN THIS GUIDE WILL BE UNINTERRUPTED OR ERROR-FREE. SONY ALSO ASSUMES NO RESPONSIBILITY, AND SHALL NOT BE LIABLE FOR ANY DAMAGES TO, OR VIRUSES THAT MAY INFECT, YOUR COMPUTER EQUIPMENT, OR OTHER PROPERTY ON ACCOUNT OF YOUR ACCESS TO, USE OF, OR BROWSING IN ANY DESCRIBED WEB SITE, OR YOUR DOWNLOADING OF ANY MATERIALS, DATA, TEXT, IMAGES, VIDEO, OR AUDIO FROM ANY DESCRIBED WEB SITE. WEB SITE INFORMATION IS OBTAINED FROM VARIOUS SOURCES AND MAY BE INACCURATE. COPIES OF COPYRIGHTED INFORMATION MAY ONLY BE MADE FOR LEGALLY PERMISSIBLE PURPOSES.

Sony Electronics Inc. reserves the right to make any modification to this manual or the information contained herein at any time without notice. The software described herein is governed by the terms of a separate user license agreement.

This product contains software owned by Sony and licensed by third parties. Use of such software is subject to the terms and conditions of license agreements enclosed with this product. Some of the software may not be transported or used outside the United States. Software specifications are subject to change without notice and may not necessarily be identical to current retail versions.


---

Certain product(s) included with this computer may include features such as copy protection and content management technology. USE OF THE SOFTWARE PRODUCT(S) REQUIRES AGREEMENT TO APPLICABLE END USER AGREEMENTS AND FULL COMPLIANCE WITH APPLICABLE PRODUCT ACTIVATION PROCEDURES. Product activation procedures and privacy policies will be detailed during initial launch of the software product(s), or upon certain reinstallations of the software product(s), or reconfigurations of the computer, and may be completed by Internet or telephone (toll charges may apply).

Updates and additions to software may require an additional charge. Subscriptions to online service providers may require a fee and credit card information. Financial services may require prior arrangements with participating financial institutions.


**Important information for Canadian customers:** Your new VAIO computer includes certain software versions or upgrades, and Internet services or offers that are available to U.S. customers only.


Sony, VAIO, the VAIO logo, VAIO Digital Studio, VAIO Media, VAIO Media Music Server, VAIO Media Photo Server, VAIO Media Video Server, Click to DVD, CLIE, Handycam, MICROMV, SonicStage, SonicStage Mastering Studio, SmartWi, ImageStation, ATRAC3, and i.LINK are trademarks or registered trademarks of Sony Corporation.


 and "Memory Stick," "Memory Stick Duo," "MagicGate," "OpenMG," "MagicGate Memory Stick," "Memory Stick PRO," "Memory Stick PRO-HG," "Memory Stick Micro," "M2," and Memory Stick logo are trademarks or registered trademarks of Sony Corporation.

Intel and Pentium are trademarks or registered trademarks of Intel Corporation. Microsoft, Windows, and the Windows logo are trademarks or registered trademarks of Microsoft Corporation. PS/2 is a registered trademark of IBM Corporation.


The Bluetooth word mark and logos are owned by the Bluetooth SIG, Inc., and any use of such marks by Sony Corporation is under license. Other trademarks and trade names are those of their respective owners.

Design and specifications are subject to change without notice. 

SD Logo is a trademark. 

SDHC Logo is a trademark. 

All other trademarks are trademarks or registered trademarks of their respective owners.

	The Wireless LAN functionality, which is incorporated into selected models only, has passed Wi-Fi certification and complies with the interoperability specifications established by WFA (Wi-Fi Alliance).
---	--

Reverse engineering or disassembly is prohibited.

i.LINK is a trademark of Sony Corporation used only to designate that a product contains an IEEE 1394 connection. The i.LINK connection may vary, depending on the software applications, operating system, and compatible i.LINK devices. All products with an i.LINK connection may not communicate with each other. Please refer to the documentation that came with your compatible i.LINK device for information on operating conditions and proper connection. Before connecting compatible i.LINK PC peripherals to your system, such as a CD-RW or hard disk drive, confirm their operating system compatibility and required operating conditions. All other trademarks are trademarks of their respective owners.

---

## ***End User / Product Activation Requirements***

Certain software product(s) included with this computer may include features such as copy protection and content management technology. Use of the software product(s) requires agreement to applicable end user agreements and full compliance with applicable product activation procedures. Product activation procedures and privacy policies will be detailed during initial launch of the software product(s), or upon certain reinstallations of the software product(s) or reconfiguration of the computer, and may be completed by Internet or telephone (toll charges may apply).

---

## Safety Information and Caution

Your computer's installed optical drives may vary, depending on the system configuration you have purchased. See the online specifications sheet for details on your installed optical drives. For questions regarding your product or for the Sony Service Center nearest you, visit the Sony online support Web site at <http://esupport.sony.com/EN/VAIO/> for customers in USA or at <http://www.sony.ca/support/> for customers in Canada.

- To prevent fire or shock hazard, do not expose your computer to rain or moisture.
- To avoid electrical shock, do not open the cabinet. Refer servicing to qualified personnel only.
- Never install modem or telephone wiring during a lightning storm.
- Never install telephone jacks in wet locations unless the jack is specifically designed for wet locations.
- Never touch uninsulated telephone wire or terminals unless the telephone line has been disconnected at the network interface.
- Use caution when installing or modifying telephone lines.
- Avoid using the modem during an electrical storm.
- Do not use the modem or a telephone to report a gas leak in the vicinity of the leak.
- The socket outlet shall be installed near the equipment and shall be easily accessible.
- i.LINK, PC Card, monitor, DVI, and USB connectors are not supplied with Limited Power Sources.
- To prevent possible damage and risk of ignition to your computer during transportation, first attach any supplied connector covers and slot protectors in their appropriate locations, and secure the battery pack in the battery compartment.
- Always keep the battery pack installed while the computer is in use.
- Do not use or store your computer in a location subject to heat sources, such as radiators or air ducts; direct sunlight; excessive dust; moisture or rain; mechanical vibration or shock; strong magnets or speakers that are not magnetically shielded; ambient temperature higher than 95°F (35°C) or less than 40°F (5°C); and high humidity.
- Do not charge the battery pack in any way other than as described in the user guide or as designated by Sony in writing.
- For your safety, Sony recommends using the genuine Sony battery pack and AC adapter that are provided with this product. If either of these items needs to be replaced during the life of the product, be sure to use a compatible genuine Sony battery pack or AC adapter. Information about compatible models can be found at <http://www.sony.com/vaio>.
- Sony disclaims and shall assume no responsibility in case of any losses and damages arising from:
  - the use of non-genuine Sony battery packs or AC adapters with your VAIO computer.
  - the disassembly or alteration of, or tampering with, any Sony battery pack.
- Do not use wireless LAN on hospital premises. Doing so may cause medical devices to malfunction.
- Do not use wireless LAN on an aircraft, as doing so may cause the aircraft's equipment to malfunction.
- If using wireless LAN near a pacemaker, make sure it is at least 8 inches (20 cm) away from the pacemaker.
- Sony is not responsible for any interference that you may experience or that may be caused when operating this device.
- For models with a TV tuner, the cable distribution system should be grounded (earthed) in accordance with ANSI/NFPA 70, the National Electrical Code (NEC), in particular Section 820.93.
- For models with an external TV tuner: the tuner shall only be used with PCG-8ZIL (the external TV tuner bundled models only) for safe operation.



**To change the backup battery, please contact your nearest Sony Service Center.**



**Caution - The use of optical instruments with this product will increase eye hazard. As the laser beam used in this product is harmful to eyes, do not attempt to disassemble the cabinet. Refer servicing to the qualified personnel only.**



**For this optical equipment: Caution - Class 3B visible and invisible laser radiation when open. Avoid exposure to the beam.**



**Caution - To reduce the risk of fire, use only No. 26 AWG or larger UL listed or CSA certified telecommunication line cord.**

**The following cautions apply to the models which support the IEEE 802.11a (5 GHz) standard.**

Only use Wireless LAN indoors when using it with IEEE 802.11a (5 GHz).

High power radars are allocated as primary users (meaning they have priority) of 5250-5350 MHz and 5650-5850 MHz and these radars could cause interference and/or damage to this device.

This device uses the 5 GHz band for wireless LAN communication and the maximum gain of the antenna in this device is 5 dBi.

## **Wireless LAN Security**

Creating security settings for the Wireless LAN is extremely important. Sony assumes no responsibility for any security problems that may arise from the use of the Wireless LAN.

---

## Avertissement

Pour toute question concernant ce produit, veuillez écrire à Sony Customer Information Service Center au 12451 Gateway Blvd., Fort Myers, FL 33913, USA ou retrouvez le Sony Customer Service (service consommateur de Sony) sur Internet à : <http://www.sony.ca/support/>.

- Pour prévenir tout risque d'incendie ou d'électrocution, garder cet appareil à l'abri de la pluie et de l'humidité.
- Pour prévenir tout risque d'électrocution, ne pas ouvrir le châssis de cet appareil et ne confier son entretien qu'à une personne qualifiée.
- Ne jamais effectuer l'installation de fil modem ou téléphone durant un orage électrique.
- Ne jamais effectuer l'installation d'une prise téléphonique dans un endroit mouillé à moins que la prise soit conçue à cet effet.
- Ne jamais toucher un fil téléphonique à découvert ou un terminal à moins que la ligne téléphonique n'ait été débranché de l'interface réseau.
- Soyez très prudent lorsque vous installez ou modifiez les lignes téléphoniques.
- Évitez d'utiliser le modem durant un orage électrique.
- N'utilisez pas le modem ni le téléphone pour prévenir d'une fuite de gaz vous êtes près de la fuite.
- L'appareil doit être le plus près possible d'une prise murale pour en faciliter l'accès.
- Les connecteurs i.LINK, PC Card, moniteur, DVI et USB ne sont pas fournis avec les sources d'alimentation limitées.
- Afin de prévenir des indemnités à votre ordinateur pendant la transportation, attachez d'abord tous les volets de connecteurs et protecteurs d'emplacements comme il faut, et insérez la batterie dans le logement de la batterie.
- Toujours conserver la batterie installée pendant que l'ordinateur est en cours d'utilisation.
- Évitez d'utiliser ou de ranger votre ordinateur dans un endroit soumis à : des sources de chaleur telles que des radiateurs ou des bouches d'aération ; la lumière directe du soleil ; une poussière excessive ; l'humidité ou la pluie ; des vibrations ou des chocs mécaniques ; des aimants puissants ou des haut-parleurs dépourvus de blindage antimagnétique ; une température ambiante supérieure à 35°C (95°F) ou inférieure à 5°C (40°F) ; et une forte humidité.
- N'essayez pas de charger le module batterie d'une autre façon que celle décrite dans le Guide de l'utilisateur ou dans la documentation écrite de Sony.
- Pour votre sécurité, Sony recommande d'utiliser uniquement le module batterie et l'adaptateur secteur de marque Sony fournis avec ce produit. Si l'un de ces éléments devait être remplacé durant le cycle de vie du produit, veuillez à utiliser un module batterie ou un adaptateur secteur compatibles de marque Sony. Des informations sur les modèles compatibles sont disponibles sur : <http://www.sony.com/vaio>.
- Sony rejette toute responsabilité en cas de perte ou de dommages engendrés par l'utilisation de modules batterie ou d'adaptateurs secteur de marque autre que Sony avec votre ordinateur VAIO, ou par le désassemblage ou l'altération des modules batterie Sony.
- Ne pas utiliser le réseau local sans fil dans les hôpitaux car cela risquerait de provoquer le mauvais fonctionnement des appareils médicaux.
- Ne pas utiliser le réseau local sans fil dans un avion car cela risquerait de provoquer le mauvais fonctionnement des appareils de vol.
- Si vous utilisez le réseau local sans fil à proximité d'un stimulateur cardiaque, assurez-vous qu'il est au moins à 8 po (20 cm) du stimulateur cardiaque.

- Sony n'est pas responsable des interférences que vous risquez de rencontrer ou qui risquent d'être provoquées lors du fonctionnement de cet appareil.
- Pour modèles munis d'un syntoniseur télé, le système de cablodistribution devrait être mis à la terre conformément à la norme ANSI/NFPA 70, en particulier à l'article 820.93 du National Electrical Code (NEC) des États-Unis.



**Pour changer la pile de rechange, veuillez contacter votre centre de service Sony le plus près.**



**Avertissement - L'utilisation d'instruments optiques avec ce produit augmente les risques oculaires. Le rayon laser utilisé dans ce produit représentant un danger pour les yeux, n'essayez pas de démonter le boîtier. Ne confiez l'entretien qu'à un technicien qualifié.**



**Pour cet équipement optique : Avertissement - Rayonnement laser visible et invisible de classe 3B en cas d'ouverture. Évitez toute exposition au faisceau.**



**Attention - Afin de réduire le risque d'incendie, utilisez uniquement un câble de transmission certifié No. 26 AWG, UL ou CSA de plus grand diamètre.**

**Les avis suivants se rapportent aux modèles qui prennent en charge la norme IEEE 802.11a (5 GHz).**

Utiliser le réseau local sans fil à l'intérieur uniquement lorsqu'il est utilisé avec IEEE 802.11a (5 GHz).

Les radars à haute puissance sont alloués en tant qu'usagers principaux (ce qui signifie qu'ils ont la priorité) de 5 250-5 350 MHz et 5 650-5 850 MHz et ces radars pourraient provoquer des interférences ou encore des dommages à l'appareil.

Ce périphérique utilise une bande de fréquences 5 GHz lors de communication sans fil LAN et le gain maximal de l'antenne de l'appareil est de 5 dBi.

## **Sécurité du réseau local sans fil**

La création de paramètres de sécurité pour le réseau local sans fil est extrêmement importante. Sony n'est pas tenu responsable des problèmes de sécurité susceptibles de se produire lors de l'utilisation du réseau local sans fil.



---

## **Regulatory Information**

If you have questions about this product, you can write to the Sony Customer Information Service Center at 12451 Gateway Blvd., Fort Myers, FL 33913, USA or find Sony Customer Service on the Web site at: <http://esupport.sony.com/EN/VAIO/> for customers in USA or <http://www.sony.ca/support/> for customers in Canada.

### **Declaration of Conformity**

Trade Name:	SONY
Model No.:	PCG-8Z1L, PCG-8Z2L
Responsible Party:	Sony Electronics Inc.
Address:	16530 Via Esprillo, San Diego, CA 92127, USA
Telephone: (For FCC-related matters only.)	858-942-2230
This device complies with Part 15 of the FCC Rules. Operation is subject to the following two conditions:	
(1) This device may not cause harmful interference, and	
(2) this device must accept any interference received, including interference that may cause undesired operation.	

### **Model No.: ENX-42 (For models equipped with TV and personal video recording features)**

This device complies with Part 15 of the FCC Rules. Operation is subject to the following two conditions:

- (1) This device may not cause harmful interference, and
- (2) this device must accept any interference received, including interference that may cause undesired operation.

## **FCC Information**

This equipment has been tested and found to comply with the limits for a Class B digital device, pursuant to Part 15 of the FCC Rules. These limits are designed to provide reasonable protection against harmful interference in a residential installation. This equipment generates, uses, and can radiate radio frequency energy and, if not installed and used in accordance with the instructions, may cause harmful interference to radio communications. However, there is no guarantee that interference will not occur in a particular installation. If this equipment does cause harmful interference to radio or television reception, which can be determined by turning the equipment off and on, the user is encouraged to try to correct the interference by one or more of the following measures:

- Reorient or relocate the receiving antenna.
- Increase the separation between the equipment and receiver.
- Connect the equipment into an outlet on a circuit different from that to which the receiver is connected.
- Consult the dealer or an experienced radio/TV technician for help.

---

You are cautioned that any changes or modifications not expressly approved in this manual could void your authority to operate this equipment.

Only peripherals (computer input/output devices, terminals, printers, etc.) that comply with FCC Class B limits may be attached to this computer product. Operation with noncompliant peripherals is likely to result in interference to radio and television reception.

All cables used to connect peripherals must be shielded and grounded. Operation with cables, connected to peripherals, that are not shielded and grounded, may result in interference to radio and television reception.

## **FCC Part 68**

This equipment complies with Part 68 of the FCC Rules and the requirements adopted by the ACTA. On the bottom of the equipment is a label that contains, among other information, a product identifier in the format US: AAAEQ##TXXXX. If requested, this number must be provided to the telephone company.

This modem uses the USOC RJ-11C telephone jack.

A telephone plug and jack used to connect this equipment to the premises wiring and telephone network must comply with the applicable FCC Part 68 rules and requirements adopted by the ACTA. The REN is used to determine the quantity of devices which may be connected to the telephone line.

Excessive RENs on the telephone line may result in the devices not ringing in response to an incoming call. In most, but not all areas, the sum of the RENs should not exceed five (5.0). To be certain of the number of devices that may be connected to the line, as determined by the total RENs, contact the telephone company. For products approved after July 23, 2001, the REN for this product is part of the product identifier that has the format US: AAAEQ##TXXXX. The digits represented by ## are the REN without a decimal point (e.g. 03 is a REN of 0.3). For earlier products, the REN is separately shown on the label.

If this equipment causes harm to the telephone network, the telephone company will notify you in advance that temporary discontinuance of service may be required. But if advance notice is not practical, the telephone company will notify the customer as soon as possible. Also, you will be advised of your right to file a complaint with the FCC if you believe it is necessary.

The telephone company may make changes in its facilities, equipment, operations or procedures that could affect the operations of the equipment. If this happens, the telephone company will provide advance notice in order for you to make the necessary modifications in order to maintain uninterrupted service.

If trouble is experienced with this equipment, for repair or warranty information, please contact the Sony Customer Information Service Center at 1-888-4-SONY-PC (1-888-476-6972), or write to the Sony Customer Information Center, 12451 Gateway Blvd., Fort Myers, FL 33913, USA, or find Sony Customer Service on the Web site at <http://esupport.sony.com/EN/VAIO/>. If this equipment is causing harm to the telephone network, the telephone company may request that you disconnect the equipment from the network until the problem is resolved.

Repair of this equipment should be made only by a Sony Service Center or Sony authorized agent. For the Sony Service Center nearest you, call 1-888-4-SONY-PC (1-888-476-6972), or visit the Sony online support Web site at <http://esupport.sony.com/EN/VAIO/>.

Connection to a Party Line Service is subject to state tariffs. Contact the state public utility commission, public service commission, or corporation commission for information.

If your home has specially wired alarm equipment connected to the telephone line, ensure the installation of this equipment does not disable your alarm equipment. If you have questions about what will disable alarm equipment, consult your telephone company or a qualified installer.

Please use a surge arrester against electrical surges.

---

## Supplier's Declaration of Conformity

### Conexant modem RD02-D330

This supplier's declaration of conformity applies to the internal modem unit of selected VAIO® computers.




CONEXANT SYSTEMS, INC.  
4000 MacArthur Blvd.  
Newport Beach, CA 92660

### Supplier's Declaration of Conformity

Reference Number: \_\_\_\_\_ (Optional)  
Place of Issue: NEWPORT BEACH, CA  
Date of Issue: October 3, 2005

*Conexant Systems, Inc.* located at **4000 MacArthur Blvd, Newport Beach, CA 92660** in the United States of America hereby certifies that the Conexant RD02-D330 Data/Fax MDC Modem bearing labeling identification number *US: CXSMM01BRD02D330* complies with the Federal Communications Commission's ("FCC") Rules and Regulations 47 CFR Part 68, and the Administrative Council on Terminal Attachments ("ACTA")-adopted technical criteria TIA-968-A-3, Telecommunications - Telephone Terminal Equipment - Technical Requirements for Connection of Terminal Equipment To the Telephone Network, February 2005.

By:   
Signature

Ms. Mariana Garzon  
Printed Name

Responsible Party (Company Name): CONEXANT SYSTEMS INC.

## Telephone Consumer Protection Act of 1991 (United States)

The Telephone Consumer Protection Act of 1991 makes it unlawful for any person to use a computer or other electronic device, including FAX machines, to send any message unless such message clearly contains, in a margin at the top or bottom of each transmitted page or on the first page of the transmission, the date and time it is sent and an identification of the business, other entity, or individual sending the message, and the telephone number of the sending machine or such business, other entity, or individual. (The telephone number provided may not be a 900 number or any other number for which charges exceed local or long distance transmission charges.)

In order to program this information into your facsimile machine, see your fax software documentation.

## Industry Canada Notice

NOTICE: This equipment meets the applicable Industry Canada Terminal Equipment Technical Specifications.

The Ringer Equivalence Number (REN) for this terminal equipment is 0.1. The Ringer Equivalence Number (REN) is an indication of the maximum number of devices allowed to be connected to a telephone interface. The termination on an interface may consist of any combination of devices subject only to the requirement that the sum of the RENs of all the devices does not exceed five.

This Class B digital apparatus complies with Canadian ICES-003.

**Model No.: ENX-42 (For models equipped with personal video recording features)**  
Supplementary Television Broadcasting Receiving Apparatus.

---

## **Avis de L'Industrie Canada**

REMARQUE : Cet équipement est conforme aux Spécifications Techniques des Équipements Terminaux d'Industrie Canada en vigueur.

L'indice d'équivalence de la sonnerie de ce matériel est de 0,1. L'indice d'équivalence de la sonnerie (IES) sert à indiquer le nombre maximal de terminaux qui peuvent être raccordés à une interface téléphonique. La terminaison d'une interface peut consister en une combinaison quelconque de dispositifs, à la seule condition que la somme d'indices d'équivalence de la sonnerie de tous les dispositifs n'excède pas 5.

Cet appareil numérique de la classe B est conforme à la norme NMB-003 du Canada.

**Numéro de modèle : ENX-42 (pour modèles dotés de fonctions d'enregistrement personnel de vidéo)**  
Appareils supplémentaires de réception de télévision, Canada.

## **FCC Radio Frequency Exposure (United States)**

This equipment complies with FCC radiation exposure limits set forth for an uncontrolled environment. This equipment should be installed and operated with a minimum distance of 20 cm between the radiator and your body (excluding extremities: hands, wrists, and feet).

This device and its antenna(s) must not be co-located or operating with any other antenna or transmitter except Grant condition. Users are not permitted to modify this transmitter device. Any unauthorized change made to this device could void your authority to operate this device.

For models with the Bluetooth functionality, the notebook computer contains a Wireless LAN transmitter which is co-located and operating simultaneously with a 2.73mW Bluetooth module FCC ID: QDS-BRCM1026.

## **IC RSS-210 (Canada)**

Operation is subject to the following two conditions: (1) this device may not cause harmful interference, and (2) this device must accept any interference received, including interference that may cause undesired operation of the device.

To prevent radio interference to the licensed service, this device is intended to be operated indoors and away from windows to provide maximum shielding. Equipment (or its transmit antenna) that is installed outdoors is subject to licensing.

L'utilisation de ce dispositif est autorisée seulement aux deux conditions suivantes : (1) il ne doit pas produire de brouillage et (2) l'utilisateur du dispositif doit être prêt à accepter tout brouillage radioélectrique reçu, même si ce brouillage est susceptible de compromettre le fonctionnement du dispositif.

Pour empêcher que cet appareil cause du brouillage au service faisant l'objet d'une licence, il doit être utilisé à l'intérieur et devrait être placé loin des fenêtres afin de fournir un écran de blindage maximal. Si le matériel (ou son antenne d'émission) est installé à l'extérieur, il doit faire l'objet d'une licence.

## **IC Exposure of Humans to RF Fields**

The installer of this radio equipment must ensure that the antenna is located or pointed such that it does not emit RF field in excess of Health Canada limits for the general population consult Safety Code 6, obtainable from Health Canada's Web site: [www.hc-sc.gc.ca/rpb](http://www.hc-sc.gc.ca/rpb).

L'installateur du présent matériel radio doit s'assurer que l'antenne est située ou pointée de manière à ce que cette dernière n'émette pas de champs radioélectriques supérieurs aux limites spécifiées par Santé Canada pour le grand public ; consulter le Code de sécurité 6, disponible sur le site Web de Santé Canada, à l'adresse suivante : [www.hc-sc.gc.ca/rpb](http://www.hc-sc.gc.ca/rpb).

---

## ***Macrovision Product Notice***

This product incorporates copyright protection technology that is protected by U.S. patents and other intellectual property rights. Use of this copyright protection technology must be authorized by Macrovision, and is intended for home and other limited viewing uses only, unless otherwise authorized by Macrovision. Reverse engineering or disassembly is prohibited.

## ***Notification De Produit De Macrovision***

Ce produit intègre une technologie de protection de la loi sur le droits de propriété intellectuelle couverts par la législation américaine. L'utilisation de cette technologie doit être autorisée par Macrovision. Elle est uniquement destinée à un usage privé et à d'autres fins de visualisation limitée, sauf autorisation contraire de la part de Macrovision. Tout désossage ou désassemblage est formellement interdit.

## ***Disposal Information***

### ***Disposing mercury containing products (United States)***

Lamp in this product contains mercury. Disposal of these materials may be regulated due to environmental considerations.

For disposal or recycling information, please contact your local authorities or the Electronic Industries Alliance (<http://www.eiae.org>).

---

## **Recycling Information**

### **RECYCLING LITHIUM-ION BATTERIES**

#### RECYCLING LITHIUM-ION BATTERIES

Lithium-Ion batteries are recyclable.

You can help preserve our environment by returning your used rechargeable batteries to the collection and recycling location nearest you.



For more information regarding recycling of rechargeable batteries, call toll free 1-800-822-8837, or visit <http://www.rbrclion.org/>.

### **RECYCLAGE DES ACCUMULATEURS AUX IONS DE LITHIUM**

#### RECYCLAGE DES ACCUMULATEURS AUX IONS DE LITHIUM

Les accumulateurs aux ions de lithium sont recyclables.

Vous pouvez contribuer à préserver l'environnement en rapportant les piles usées dans un point de collection et recyclage le plus proche.



Pour plus d'informations sur le recyclage des accumulateurs, téléphonez le numéro gratuit 1-800-822-8837 (Etats-Unis et Canada uniquement), ou visitez <http://www.rbrclion.org/>.



**Do not handle damaged or leaking lithium ion batteries.**

**Danger of explosion if battery is incorrectly replaced. Replace only with the same or equivalent type recommended by the manufacturer. Discard used batteries according to the manufacturer's instructions.**

**The battery pack used in this device may present a fire or chemical burn hazard if mistreated. Do not disassemble, heat above 140°F (60°C) or incinerate. Dispose of used battery promptly. Keep away from children.**

**Do not short-circuit.**



**Ne pas utiliser des batteries au lithium ionisé qui sont endommagées ou qui fuient.**

**Une batterie non conforme présente un danger d'explosion. La remplacer seulement par une batterie identique ou de type équivalent recommandé par le fabricant. Évacuer les batteries usées selon les directives du fabricant.**

**La manutention incorrecte du module de batterie de cet appareil présente un risque d'incendie ou de brûlures chimiques. Ne pas démonter, incinérer ou exposer à une température de plus de 60°C. Évacuer promptement la batterie usée. Garder hors de portée des enfants.**

**Évitez les courts-circuits.**

### ***Specifications of the supplied battery pack***

Model number	VGP-BPL9, VGP-BPS9A/B, VGP-BPS9/B
Maximum charge current	2.0 A
Maximum charge voltage	12.75 V

---

# Para clientes en países o regiones de América Latina

© 2007 Sony Electronics Inc. Todos los derechos reservados. Queda prohibido, a menos que medie una autorización previa por escrito, copiar, traducir o reducir total o parcialmente este manual y el software descrito en este manual a cualquier forma que pueda leerse por medios mecánicos.

SONY ELECTRONICS INC. NO OTORGA GARANTÍAS CON RESPECTO A ESTE MANUAL, EL SOFTWARE O CUALQUIER OTRA INFORMACIÓN CONTENIDA EN ESTA DOCUMENTACIÓN, Y POR LA PRESENTE SE EXIME EXPRESAMENTE DE TODA RESPONSABILIDAD POR CUALQUIER GARANTÍA IMPLÍCITA DE FACILIDAD DE COMERCIALIZACIÓN O IDONEIDAD PARA UN FIN PARTICULAR DERIVADAS DE ESTE MANUAL, EL SOFTWARE O CUALQUIER OTRA INFORMACIÓN. EN NINGÚN CASO SONY ELECTRONICS INC. ASUMIRÁ RESPONSABILIDAD POR DAÑOS INCIDENTALES, INDIRECTOS O ESPECIALES, SEA POR ACTOS ILÍCITOS O EN VIRTUD DE UN CONTRATO O QUE, DE OTRO MODO, SURJAN EN VIRTUD DE O EN RELACIÓN CON ESTE MANUAL, EL SOFTWARE O CUALQUIER OTRA INFORMACIÓN CONTENIDA EN ESTE DOCUMENTO O EN RELACIÓN CON EL USO DE ESTE MANUAL O EL USO DEL SOFTWARE.

Sony Electronics Inc. se reserva el derecho de efectuar modificaciones a este manual o a la información que contiene en cualquier momento y sin previo aviso. El software descrito en este documento se rige por los términos de un acuerdo separado de licencia para usuarios.

Este producto contiene software propiedad de Sony y también software usado con licencia de otras empresas. El uso de dicho software está sujeto a los términos y condiciones de los acuerdos de licencia adjuntos a este producto. Las especificaciones del software están sujetas a cambios sin previo aviso y es posible que no sean necesariamente idénticas a las versiones actuales que se vendan al por menor.

Podría exigirse el pago de un cargo adicional por las actualizaciones y adiciones al software. Asimismo, es posible que las suscripciones a los proveedores de servicios en línea exijan el pago de una tarifa e información sobre tarjetas de crédito. Los servicios financieros pueden solicitar la firma de acuerdos previos con alguna institución financiera participante.

Sony, DVgate, Handycam, i.LINK, Mavica, VAIO y el logotipo de VAIO son marcas comerciales de Sony Corporation.



y "Memory Stick," "Memory Stick Duo," "MagicGate," "OpenMG," "MagicGate Memory Stick," "Memory Stick PRO," "Memory Stick PRO-HG," "Memory Stick Micro," "M2," y el logotipo de Memory Stick son marcas comerciales o marcas comerciales registradas de Sony Corporation.

Microsoft, Windows Media, Windows, Windows NT y el logotipo de Windows son marcas registradas de Microsoft Corporation. Intel, SpeedStep y Pentium son marcas comerciales o registradas de Intel Corporation. PS/2 es una marca registrada de IBM. Acrobat Reader, Photoshop, Photoshop Elements y Premiere son marcas registradas de Adobe Systems Incorporated. PowerPanel es una marca comercial de Phoenix Technologies Ltd.


La marca de la palabra Bluetooth y sus logotipos son propiedad de Bluetooth SIG, Inc., y todo uso de estas marcas por parte de Sony Corporation se efectúa bajo licencia. Todos los demás nombres de marcas y marcas comerciales pertenecen a sus respectivos propietarios.


El diseño y las especificaciones están sujetos a cambios sin previo aviso.





---

El logotipo de SD es una marca comercial. 

El logotipo de SDHC es una marca comercial. 

Quedan prohibidos la ingeniería inversa y el desmontaje. i.LINK es una marca comercial de Sony Corporation que se utiliza únicamente para indicar que un producto presenta un conector IEEE 1394. La conexión i.LINK puede variar según las aplicaciones de software, el sistema operativo y los dispositivos compatibles con i.LINK. Es posible que no todos los productos con conexión i.LINK puedan comunicarse entre sí. Consulte la documentación incluida con el dispositivo compatible i.LINK para obtener información sobre las condiciones de funcionamiento y la conexión apropiada. Antes de conectar dispositivos periféricos i.LINK al sistema, confirme la compatibilidad con el sistema operativo y las condiciones de funcionamiento necesarias. Todas las demás marcas comerciales o registradas son propiedad de sus respectivos propietarios.

## ***Aviso del producto de Macrovision***

Este producto incorpora tecnología dirigida a proteger los derechos de propiedad intelectual que a su vez están protegidos por las reivindicaciones de métodos de ciertas patentes estadounidenses y otros derechos de propiedad intelectual en poder de Macrovision Corporation y otros titulares de derechos. El uso de esta tecnología de protección de derechos de propiedad intelectual debe ser autorizado por Macrovision Corporation y tiene por objeto controlar únicamente el uso en el hogar y otras formas limitadas de visualización, a menos que Macrovision Corporation autorice lo contrario.

## ***Requisitos de usuario final / activación del producto***

Ciertos productos de software instalados en la computadora pueden incluir funciones, tales como, protección de copias y tecnología de gestión de contenidos. Para poder utilizar los productos de software es necesario aceptar los términos y condiciones de los contratos de usuario final y el total cumplimiento de los procedimientos de activación del producto que correspondan. Los procedimientos de activación de productos y las políticas de confidencialidad se detallarán durante el lanzamiento inicial de los productos de software o después de ciertas reinstalaciones de los mismos o reconfiguraciones de la computadora y se pueden completar por Internet o por teléfono (es posible que se apliquen cargos por llamada).

## ***Registro del propietario***

El número de modelo y el número de serie se indican en la parte inferior de la computadora VAIO® de Sony. Anote los números de modelo y de serie en el espacio provisto a continuación y conserve la información en un lugar seguro. Cuando llame al Centro de Servicio Sony, mencione los números de modelo y de serie.

Número de modelo:

Número de serie:

COFETEL

RCPBRUG07-679

Este equipo opera a título secundario, consecuentemente, debe aceptar interferencias perjudiciales incluyendo equipos de la misma clase y puede no causar interferencias a sistemas operando a título primario.

---

## **Especificaciones**

Computadora	cc 19,5 V 6,2 A
Adaptador ca/cc	
Nombre del modelo:	VGP-AC19V15
Entrada:	ca 100-240 V 50-60 Hz 1,6 A - 0,7 A
Salida:	cc 19,5 V 6,2 A
Batería recargable	cc 11,1 V 5 200 mAh

Para evitar cualquier peligro, el adaptador CA incluido se debe utilizar correctamente, según las instrucciones de funcionamiento suministradas.

---

## Información de seguridad

### Advertencia

- Para prevenir incendios y peligros de descargas eléctricas, no exponga la computadora a la lluvia ni a la humedad.
- Para evitar descargas eléctricas, no abra la carcasa. Acuda únicamente a personal calificado para realizar cualquier tipo de reparación.
- No instale cables de módem ni de teléfono durante una tormenta eléctrica.
- No instale conectores telefónicos en lugares húmedos a no ser que el conector esté diseñado específicamente para su instalación en emplazamientos húmedos.
- No toque nunca cables telefónicos o terminales telefónicos sin aislamiento, a menos que la línea telefónica haya sido desconectada en la interfaz de red.
- Actúe con cautela al instalar o modificar líneas telefónicas.
- Evite utilizar el módem durante una tormenta eléctrica.
- No utilice el módem ni el teléfono para informar de un escape de gas cerca del lugar de la fuga.
- El enchufe de teléfono debe estar lo más cerca posible de la unidad y ser fácilmente accesible.
- Los conectores i.LINK, para tarjetas de PC, monitores, DVI y USB no se suministran con fuentes de alimentación restringidas.
- Siempre mantenga la batería instalada mientras el computador esté funcionando.
- No utilice la computadora ni la guarde en un ambiente que presente: Fuentes de calor, tales como radiadores o conductos de aire, luz solar directa, exceso de polvo; humedad o lluvia; vibraciones o choques mecánicos; imanes potentes o altavoces sin protección magnética; temperaturas superiores a los 35°C (95°F).
- Recargue la batería únicamente como se describe en la guía del usuario o según haya acordado Sony por escrito.
- Para mayor seguridad, Sony recomienda utilizar el paquete de batería recargable de Sony y el adaptador de CA proporcionados con este producto. Si tuviera que reemplazar cualquiera de estos dos artículos durante la vida útil de este producto, asegúrese de utilizar un paquete de batería o un adaptador de CA original de Sony. Para obtener más información sobre los modelos compatibles, visite la página <http://www.sony.net/>.
- Sony renuncia y no asume ninguna responsabilidad sobre daños o pérdidas de datos causados por el uso de paquetes de baterías o adaptadores de CA no originales de Sony en su ordenador VAIO; o por la descompilación, la alteración o el desmontaje de cualquier paquete de batería de Sony.
- No utilice la red LAN inalámbrica en los hospitales, ya que podría ocasionar fallos en los dispositivos médicos.
- No utilice la red LAN inalámbrica en los aviones, ya que podría ocasionar fallos en los equipos del avión.
- Si va a utilizar la red LAN inalámbrica cerca de un marcapasos, asegúrese de que se encuentra a una distancia de al menos 20 cm del mismo.
- Sony no es responsable de las interferencias que pudiera experimentar o que se pudieran ocasionar cuando esté utilizando este dispositivo.
- Para modelos con sintonizador de TV, el sistema de distribución de cable debe conectarse a tierra (masa) de acuerdo con ANSI/NFPA 70, el National Electrical Code (NEC), particularmente la Sección 820.93.



**Para cambiar la batería de reserva, póngase en contacto con el Centro de servicio Sony más cercano.**



**Precaución: el uso de instrumentos ópticos con este producto pone en riesgo los ojos. El haz láser que se utiliza en este producto es dañino para los ojos; por lo tanto, no intente desmontar la unidad. Solicite asistencia técnica únicamente a personal especializado.**



**Para este equipo óptico: Precaución: radiación láser visible e invisible de Clase 3B cuando está abierto. Evite la exposición al haz.**



**Precaución: Utilice únicamente cables para telecomunicaciones certificados 26 AWG o superior, UL listado, o CSA para que el riesgo de incendio sea menor.**

## ***Cuidado de la pantalla LCD***

- La exposición directa a los rayos del sol puede dañar la pantalla LCD. Tenga cuidado cuando utilice la computadora cerca de una ventana.
- No raye la pantalla LCD ni ejerza presión sobre ella ya que esto podría provocar un funcionamiento defectuoso.
- El uso de la computadora a bajos niveles de temperatura puede producir una imagen residual en la pantalla. Esto no implica un funcionamiento defectuoso. Cuando la computadora vuelva a temperatura normal, la pantalla funcionará normalmente.
- La suba de temperatura de la pantalla durante su funcionamiento es normal y no indica anomalía ni defecto en el equipo.
- La pantalla LCD ha sido fabricado utilizando tecnología de alta precisión. Sin embargo, podrían aparecer continuamente unos diminutos puntos negros o puntos brillantes (rojos, azules o verdes) en la pantalla LCD. Esto es el resultado normal del proceso de fabricación y no indica una anomalía.







VAIO Support Homepage  
<http://esupport.sony.com/EN/VAIO/> (for customers in USA)  
<http://www.sony.ca/support/> (for customers in Canada)  
<http://esupport.sony.com/ES/VAIO/> (for customers in Spanish speaking Latin American countries or areas)

© 2007 Sony Corporation/ Printed in U.S.A.

3-275-485-11(1)

