

## Precautions

### Notes on battery

- Remove the battery when you will not use the unit for a long time to prevent damage from battery leakage and corrosion.
- The internal battery is disconnected when you plug a cord into DC IN 1.5 V.
- When the sound becomes unstable, try a new battery.

### Handling the rechargeable battery

- Recharge when the sound becomes noisy or distorted.

### External power sources

The following external power sources can be connected through the DC IN 1.5 V jack.

- House current using an AC-DM AC power adapter
  - 12 V car battery using a DC-70 car battery cord
  - Two size D (R20) batteries using an EBP-500B battery case
- The illustration shows the polarity of DC IN 1.5 V jack. Use only a power cord having the same polarity.



### Handling your Walkman

- Avoid exposure to temperature extremes, direct sunlight, moisture, sand, dust, or mechanical shock. Never leave in a car parked in the sun.
- You should run the unit for a few minutes before inserting a cassette if it has not been used for a long time.
- We do not recommend the use of cassettes longer than 90 minutes.

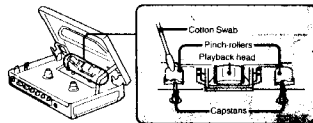
### Tips on headphone listening

- Do not listen with headphones while driving, cycling, etc.
- Listen at a moderate volume to avoid damaging your ears and to avoid disturbing those close to you.

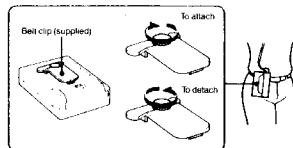
### Maintenance

- Prolonged use may contaminate the tape head. If the sound becomes noisy or distorted, clean the head and tape path shown below with alcohol.
- Clean your headphones periodically for optimum sound.
- Do not use alcohol, benzene or thinner to clean the case.

If you have any question or problem concerning your unit, please consult your nearest Sony dealer.



## Attaching the Belt Clip



## Specifications

Power requirements	1.5 V DC Battery R6 (AA) x 1 External DC 1.5 V power sources
Battery life (Approximate hours)	7 hrs Rechargeable NC-5WM 2 hrs
Accessories supplied	Stereo headphones (open-air type: 1) Beltclip (1) Rechargeable battery (1) Battery charger (1)
Optional accessories*	Rechargeable battery NC-5WM, NC-6WM AC power adapter AC-DM Car battery cord DC-70 Battery case EBP-500B

\* Your dealer may not handle these optional accessories. Please ask the dealer to obtain information.

Design and specifications subject to change without notice.

### Sony Service Centers

<b>Atlanta</b> 1745 North Peachtree Street Atlanta, GA 30329 (404) 884-8888	<b>Chicago</b> 1100 North Dearborn Street Chicago, IL 60610 (312) 467-1000	<b>Denver</b> 1500 North Speer Street Denver, CO 80202 (303) 733-1000	<b>Houston</b> 1100 North Loop West Houston, TX 77008 (713) 865-1000	<b>Los Angeles</b> 1100 North Hollywood Blvd. Los Angeles, CA 91602 (213) 877-1000	<b>Minneapolis</b> 1100 North Hennepin Avenue Minneapolis, MN 55402 (612) 338-1000	<b>New York</b> 1100 Avenue of the Americas New York, NY 10020 (212) 850-1000	<b>Philadelphia</b> 1100 North 5th Street Philadelphia, PA 19107 (215) 261-1000	<b>Portland</b> 1100 North Commercial Street Portland, OR 97202 (503) 228-1000	<b>San Francisco</b> 1100 Market Street San Francisco, CA 94102 (415) 398-1000	<b>Seattle</b> 1100 Third Avenue Seattle, WA 98101 (206) 464-1000	<b>Washington DC</b> 1100 Pennsylvania Avenue Washington, DC 20004 (202) 462-1000
<b>Boston</b> 1100 North State Street Boston, MA 02111 (617) 552-1000	<b>Dallas</b> 1100 North Stemmons Freeway Dallas, TX 75207 (214) 766-1000	<b>Denver</b> 1100 North Speer Street Denver, CO 80202 (303) 733-1000	<b>Los Angeles</b> 1100 North Hollywood Blvd. Los Angeles, CA 91602 (213) 877-1000	<b>Minneapolis</b> 1100 North Hennepin Avenue Minneapolis, MN 55402 (612) 338-1000	<b>New York</b> 1100 Avenue of the Americas New York, NY 10020 (212) 850-1000	<b>Philadelphia</b> 1100 North 5th Street Philadelphia, PA 19107 (215) 261-1000	<b>Portland</b> 1100 North Commercial Street Portland, OR 97202 (503) 228-1000	<b>San Francisco</b> 1100 Market Street San Francisco, CA 94102 (415) 398-1000	<b>Seattle</b> 1100 Third Avenue Seattle, WA 98101 (206) 464-1000	<b>Washington DC</b> 1100 Pennsylvania Avenue Washington, DC 20004 (202) 462-1000	

### Sony District Service Offices

<b>Atlanta</b> 1100 North Peachtree Street Atlanta, GA 30329 (404) 884-8888	<b>Chicago</b> 1100 North Dearborn Street Chicago, IL 60610 (312) 467-1000	<b>Denver</b> 1100 North Speer Street Denver, CO 80202 (303) 733-1000	<b>Houston</b> 1100 North Loop West Houston, TX 77008 (713) 865-1000	<b>Los Angeles</b> 1100 North Hollywood Blvd. Los Angeles, CA 91602 (213) 877-1000	<b>Minneapolis</b> 1100 North Hennepin Avenue Minneapolis, MN 55402 (612) 338-1000	<b>New York</b> 1100 Avenue of the Americas New York, NY 10020 (212) 850-1000	<b>Philadelphia</b> 1100 North 5th Street Philadelphia, PA 19107 (215) 261-1000	<b>Portland</b> 1100 North Commercial Street Portland, OR 97202 (503) 228-1000	<b>San Francisco</b> 1100 Market Street San Francisco, CA 94102 (415) 398-1000	<b>Seattle</b> 1100 Third Avenue Seattle, WA 98101 (206) 464-1000	<b>Washington DC</b> 1100 Pennsylvania Avenue Washington, DC 20004 (202) 462-1000
--	---	--	---	---	---	--	--	---	---	--	--

SONY

Cassette Player

# WM-A602

## Operating Instructions

### Owner's Record

The model number is located at the front and the serial number is located in the battery compartment. Record the serial number in the space provided below. Refer to them whenever you call upon your Sony dealer regarding this product.

Model No. WM-A602 Serial No.

### WARNING

To prevent fire or shock hazard, do not expose the unit to rain or moisture.

© 1989 by Sony Corporation Printed in Japan

# WALKMAN

SONY

AUDIO TAPE RECORDER

COMPLETE CASSETTE PLAYER

### LIMITED WARRANTY

SONY CORPORATION OF AMERICA ("SONY") warrants this product against defects in materials or workmanship as follows:

- For a period of 90 days from the date of last use, SONY will pay the labor charges of your SONY authorized service facility to repair or replace the defective product. After that 90-day period, you must pay for all labor charges.
- For 90 months, SONY will pay the materials charges for replacement parts for defective parts for a period of 1 year from the original date of purchase.

#### Labor and Parts

Labor and parts service during the 90-day period you must have the product repaired by a SONY authorized service facility.

#### Parts Only

During the remainder of the warranty period, any defective part will be replaced if the labor or material charges to a SONY authorized service facility to repair or replace it are waived from your SONY authorized service facility at SONY service center at your expense.

This warranty does not cover cosmetic damage, wear damage due to lack of good accident, misuse, abuse or negligence by the product or user, or misuse, abuse, or negligence by the user.

Product purchased in the form of a kit or as an accessory without evidence that the user is a retailer or reseller shall be deemed to be purchased by a consumer.

This warranty is void where prohibited by law.

REPAIR OR REPLACEMENT AS PROVIDED UNDER THIS WARRANTY IS THE EXCLUSIVE REMEDY OF THE USER. SONY SHALL NOT BE LIABLE FOR ANY INCIDENTAL OR CONSEQUENTIAL DAMAGES FOR ANY LOSS OF DATA OR INFORMATION STORED IN OR ON THIS PRODUCT.

THIS WARRANTY DOES NOT COVER THE PRODUCT IF THE PRODUCT IS NOT USED IN ACCORDANCE WITH THE INSTRUCTIONS FOR USE WHICH ARE PRINTED IN THE USER MANUAL OR IF THE PRODUCT IS NOT USED IN ACCORDANCE WITH THE INSTRUCTIONS FOR USE WHICH ARE PRINTED IN THE USER MANUAL OR IF THE PRODUCT IS NOT USED IN ACCORDANCE WITH THE INSTRUCTIONS FOR USE WHICH ARE PRINTED IN THE USER MANUAL.

Some models may not allow the replacement or installation of an accessory or component that is not approved by Sony. The use of such accessories or components may void the warranty.

For your convenience, Sony Corporation of America has established the Customer Assistance Center to assist you with problems or to receive information.

SONY CUSTOMER INFORMATION CENTER  
201-330-5789

See Customer Information Center for details.


SONY CORPORATION OF AMERICA  
3800 Central Expressway, Suite 2000  
San Jose, CA 95128

## Using with Battery

1



2



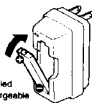
Size AA (R6) battery

## Using with Rechargeable Battery

Use only supplied battery charger. Otherwise, the battery will be damaged.  
The supplied rechargeable battery can be recharged approx. 300 times.  
Charge the battery for approx. 4 hours before use.  
Approx. 2 hours of playback can be expected.

1

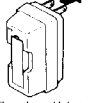
Supplied battery charger



Supplied rechargeable battery


2

to a wall outlet



Charge the rechargeable battery for approx. 4 hours.

3



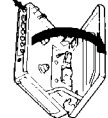
4



- Notes
- Unplug the battery charger from the wall outlet after the battery is charged (for approximately 4 hours). Over charging (for more than 20 hours) may damage the battery.
  - The CHARGE indicator lights as long as the charger is plugged in.

## Tape Playback

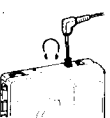
1 OPEN



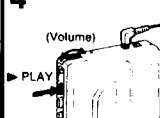
2



3



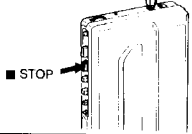
4



(Volume)

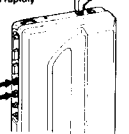
PLAY

To stop the tape

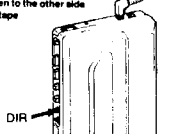


■ STOP

To wind the tape rapidly



To listen to the other side of the tape



DIR

### MEGA BASS

Listening to powerful and heavy sound

Set to the desired position  
Bass is boosted in the order of NORM, MID and MAX.



NORM MID MAX

### DOLBY NR

Getting the best performance from your tape

For Dolby NR processed tapes



PLAY NR

### MODE

On playback operation

Playing back both sides of the cassette once  
When the playback starts from the reverse side of the cassette, the unit will be shut off at the end of that side.



MODE

Playing back both sides of the cassette repeatedly



MODE

### TAPE

For normal (TYPE I) tapes



TAPE

For CrO<sub>2</sub> (TYPE II) or metal (TYPE IV) tapes



TAPE

Dolby noise reduction manufactured under license from Dolby Laboratories Licensing Corporation.  
DOLBY and the double D symbol are trademarks of Dolby Laboratories Licensing Corporation.