

Sony Service Centers

Address	Hours	Manager
Atlanta 1000 Peachtree Station Road Atlanta, GA 30309 404-525-1000	Monday - Friday 9:00 AM - 5:00 PM 9:00 AM - 6:00 PM	Michael 1242 D. Taylor Street Atlanta, GA 30309 404-525-1000
Baltimore 1000 Sun Campus Way 2602 West Chesapeake Avenue, Suite 9 Baltimore, CA 21205 410-641-7888	Monday - Friday 9:00 AM - 5:00 PM 9:00 AM - 6:00 PM	Michael 1000 Sun Campus Way 2602 West Chesapeake Avenue, Suite 9 Baltimore, CA 21205 410-641-7888
Chicago 1384 Old Orchard Road Naperville, IL 60563 312-370-7888	Monday - Friday 9:00 AM - 5:00 PM 9:00 AM - 6:00 PM	Michael 1384 Old Orchard Road Naperville, IL 60563 312-370-7888
Dallas 791 South Main Freeway East Box 9775, Dallas, TX 75209 409-847-1282	Monday - Friday 9:00 AM - 5:00 PM 9:00 AM - 6:00 PM	Michael 791 South Main Freeway East Box 9775, Dallas, TX 75209 409-847-1282
Denver 84 W. Colfax Drive Box 2000, Denver, CO 80202 303-739-3734	Monday - Friday 9:00 AM - 5:00 PM 9:00 AM - 6:00 PM	Michael 84 W. Colfax Drive Box 2000, Denver, CO 80202 303-739-3734
Detroit 1384 Old Orchard Road Naperville, IL 60563 312-370-7888	Monday - Friday 9:00 AM - 5:00 PM 9:00 AM - 6:00 PM	Michael 1384 Old Orchard Road Naperville, IL 60563 312-370-7888
Houston 1000 Sun Campus Way 2602 West Chesapeake Avenue, Suite 9 Baltimore, CA 21205 410-641-7888	Monday - Friday 9:00 AM - 5:00 PM 9:00 AM - 6:00 PM	Michael 1000 Sun Campus Way 2602 West Chesapeake Avenue, Suite 9 Baltimore, CA 21205 410-641-7888
Los Angeles 1000 Sun Campus Way 2602 West Chesapeake Avenue, Suite 9 Baltimore, CA 21205 410-641-7888	Monday - Friday 9:00 AM - 5:00 PM 9:00 AM - 6:00 PM	Michael 1000 Sun Campus Way 2602 West Chesapeake Avenue, Suite 9 Baltimore, CA 21205 410-641-7888
Memphis 1000 Sun Campus Way 2602 West Chesapeake Avenue, Suite 9 Baltimore, CA 21205 410-641-7888	Monday - Friday 9:00 AM - 5:00 PM 9:00 AM - 6:00 PM	Michael 1000 Sun Campus Way 2602 West Chesapeake Avenue, Suite 9 Baltimore, CA 21205 410-641-7888
Minneapolis 1000 Sun Campus Way 2602 West Chesapeake Avenue, Suite 9 Baltimore, CA 21205 410-641-7888	Monday - Friday 9:00 AM - 5:00 PM 9:00 AM - 6:00 PM	Michael 1000 Sun Campus Way 2602 West Chesapeake Avenue, Suite 9 Baltimore, CA 21205 410-641-7888
Portland 1000 Sun Campus Way 2602 West Chesapeake Avenue, Suite 9 Baltimore, CA 21205 410-641-7888	Monday - Friday 9:00 AM - 5:00 PM 9:00 AM - 6:00 PM	Michael 1000 Sun Campus Way 2602 West Chesapeake Avenue, Suite 9 Baltimore, CA 21205 410-641-7888
San Diego 1000 Sun Campus Way 2602 West Chesapeake Avenue, Suite 9 Baltimore, CA 21205 410-641-7888	Monday - Friday 9:00 AM - 5:00 PM 9:00 AM - 6:00 PM	Michael 1000 Sun Campus Way 2602 West Chesapeake Avenue, Suite 9 Baltimore, CA 21205 410-641-7888
Seattle 1000 Sun Campus Way 2602 West Chesapeake Avenue, Suite 9 Baltimore, CA 21205 410-641-7888	Monday - Friday 9:00 AM - 5:00 PM 9:00 AM - 6:00 PM	Michael 1000 Sun Campus Way 2602 West Chesapeake Avenue, Suite 9 Baltimore, CA 21205 410-641-7888
Washington, DC 1000 Sun Campus Way 2602 West Chesapeake Avenue, Suite 9 Baltimore, CA 21205 410-641-7888	Monday - Friday 9:00 AM - 5:00 PM 9:00 AM - 6:00 PM	Michael 1000 Sun Campus Way 2602 West Chesapeake Avenue, Suite 9 Baltimore, CA 21205 410-641-7888

Sony District Service Offices

Western Zone	Central Zone	Southern Zone
San Francisco 2775 Sand Street San Francisco, CA 94116 415-448-8338	Atlanta 1000 Sun Campus Way 2602 West Chesapeake Avenue, Suite 9 Baltimore, CA 21205 410-641-7888	Los Angeles 1000 Sun Campus Way 2602 West Chesapeake Avenue, Suite 9 Baltimore, CA 21205 410-641-7888
San Diego 1000 Sun Campus Way 2602 West Chesapeake Avenue, Suite 9 Baltimore, CA 21205 410-641-7888	Chicago 1384 Old Orchard Road Naperville, IL 60563 312-370-7888	Dallas 791 South Main Freeway East Box 9775, Dallas, TX 75209 409-847-1282
San Jose 1000 Sun Campus Way 2602 West Chesapeake Avenue, Suite 9 Baltimore, CA 21205 410-641-7888	Denver 84 W. Colfax Drive Box 2000, Denver, CO 80202 303-739-3734	Houston 1000 Sun Campus Way 2602 West Chesapeake Avenue, Suite 9 Baltimore, CA 21205 410-641-7888
Seattle 1000 Sun Campus Way 2602 West Chesapeake Avenue, Suite 9 Baltimore, CA 21205 410-641-7888	Portland 1000 Sun Campus Way 2602 West Chesapeake Avenue, Suite 9 Baltimore, CA 21205 410-641-7888	Washington, DC 1000 Sun Campus Way 2602 West Chesapeake Avenue, Suite 9 Baltimore, CA 21205 410-641-7888

- Remove the batteries when you will not use the unit for a long time to prevent damage from battery leakage and corrosion.
- The internal batteries are disconnected when you plug a cord into DC IN 3 V.
- Insert only the battery into the rechargeable bay to avoid causing a short circuit (Illustration ①).

Charging the rechargeable battery

- Use only the supplied or recommended battery charger.
- Otherwise, the battery will be damaged.
- Do not charge the battery for more than 24 hours.
- Overcharging may shorten the battery life.
- Recharge the battery after every use or every 6 months while in storage.
- Recharging can be done 500 times.

Handling the rechargeable battery

- Recharge when the sound becomes noisy or distorted.
- Keep the battery away from fire.
- Do not let the battery terminals touch anything metal.
- If the electrolyte inside the battery should come into contact with clothing or skin, wash it off with water immediately.

External power sources

- The following external power sources can be connected through the DC IN 3 V jack.
- Positive current using an AC-DCL AC power adaptor.
- 12 V car battery using a DCC-70 car battery cord.
- Two RGD (size D) batteries using an ESP-500B battery case.
- The illustration shows the polarity of DC IN 3 V jack.
- Use only a power cord having the same polarity.

Handling your Walkman

- Avoid exposure to temperature extremes, direct sunlight, moisture, sand, dust, or mechanical shock. Never leave in a car parked in the sun.

Tips on headphone listening

- Do not listen with headphones while driving, cycling, etc.
- Listen at a moderate volume to avoid damaging your ears and to avoid disturbing those close to you.

Maintenance

- Prolonged use may contaminate the tape head. If the sound becomes noisy or distorted, clean the head and tape path with alcohol.
- Clean your headphones plug periodically for optimum sound.
- Do not use alcohol, benzine or thinner to clean the unit.

If you have any question or problem concerning your unit, please consult your nearest Sony dealer.

Specifications

Radio	Power requirements	Battery life (Approximate hours)	Accessories supplied	Optional accessories
FM 87.5-108 MHz AM 530-1700 kHz	FM 87.5-108 MHz AM 530-1700 kHz 3 V DC Batteries R6 (AA) x 2 BP700 rechargeable battery External DC 3 V power sources	Playback FM 8 hrs 30 hrs Rechargeable BP 700 2 hrs 5 hrs Battery lube (1) Rechargeable battery (x1) (BP001)	Sony Alkaline AM3 (N) Rechargeable BP 700 Stereo headphones (Open-ear type: 1) (BSP001) Battery lube (1) Rechargeable battery (x1) (BP001)	Rechargeable battery (BP-700/charger (RBC-700) kit BPC-700C AC power adaptor AC-DCL Car battery cord DCC-70 Battery case EBP-500B Stereo active speaker system SRS-30 SRS-50

Your dealer may not handle this kit. Please ask the dealer for detailed information. Design and specifications subject to change without notice.



Owner's Record

The model number is located at the front and the serial number is located in the battery compartment. Record these numbers in the space provided below. Refer to them whenever you call upon your Sony dealer regarding this product.

Model No. _____ Serial No. _____

WARNING

To prevent fire or shock hazard, do not expose the unit to rain or moisture.

SONY LIMITED WARRANTY

PERSONAL/PORTABLE AUDIO PRODUCTS

SONY CORPORATION OF AMERICA ("SONY") warrants that the product appears to be free from manufacturing defects.

1. For a period of 90 days from the date of retail purchase, SONY shall be liable for any defect in workmanship or materials which causes the product to be unusable for its intended purpose. SONY shall not be liable for any damage to the product or any other property caused by the use of the product, or any other property caused by the use of the product, or any other property caused by the use of the product.

2. After the initial 90-day period, SONY will repair or replace free of charge, in its sole discretion, any defect in workmanship or materials which causes the product to be unusable for its intended purpose. SONY shall not be liable for any damage to the product or any other property caused by the use of the product, or any other property caused by the use of the product.

3. This warranty is void where prohibited by law. It does not cover damage caused by accident, misuse, neglect, or abuse, or by fire, flood, or other causes beyond SONY's control. It also does not cover damage caused by the use of the product in a manner not intended by SONY.

4. This warranty is void where prohibited by law. It does not cover damage caused by accident, misuse, neglect, or abuse, or by fire, flood, or other causes beyond SONY's control. It also does not cover damage caused by the use of the product in a manner not intended by SONY.

5. This warranty is void where prohibited by law. It does not cover damage caused by accident, misuse, neglect, or abuse, or by fire, flood, or other causes beyond SONY's control. It also does not cover damage caused by the use of the product in a manner not intended by SONY.

REPAIR OR REPLACEMENT AS PROVIDED UNDER THIS WARRANTY IS THE EXCLUSIVE REMEDY FOR THE CONSUMER. SONY SHALL NOT BE LIABLE FOR INCIDENTAL OR CONSEQUENTIAL DAMAGES. THE EXISTENT WARRANTY OF THE MANUFACTURER OF THIS PRODUCT'S COMPONENTS SHALL BE VOID FOR THE LIFE OF THE PRODUCT. THIS WARRANTY IS LIMITED TO THE QUANTITY OF THIS WARRANTY.

SONY CORPORATION OF AMERICA
300 South Park Avenue, Paramus, NY 10765

SONY CUSTOMER SERVICE CENTER
201-330-0001 (Toll Free)

SONY CORPORATION OF AMERICA
300 South Park Avenue, Paramus, NY 10765

You can:

— wear the walkman on a belt.

— improve radio reception.

FM

AM

You should:

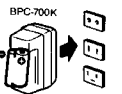
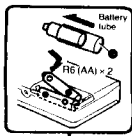

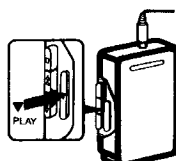
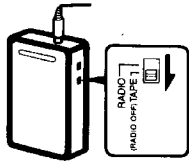
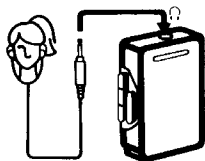

— clean the parts shown periodically.

— run the unit for a few minutes before using a cassette if it has not been used for a long time.

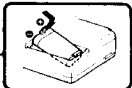
— remove a cassette having a metallic shell or labels if interference in radio reception occurs.

We do not recommend:

— the use of cassettes longer than 90 minutes.

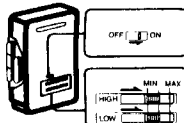


Charge the battery for approx. 8 hours before use. Approx. 2 hours of playback can be expected.



MEGA BASS

For heavy and powerful sound



Only for WM-AF44

