

SONY

3-758-254-21 (1)

WALKMAN

Cassette Player

WM-EX102

Operating Instructions

WALKMAN is a trademark of Sony Corporation.

Sony Corporation © 1994

Printed in Malaysia

OWNER'S RECORD

The model number is located at the rear and the serial number is located inside the cassette holder. Record the serial number in the space provided below. Refer to them whenever you call upon your Sony dealer regarding this product.

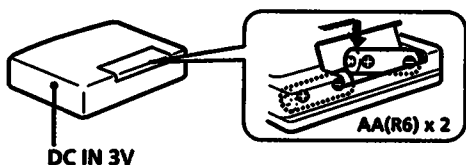
Model No. WM-EX102

Serial No. _____

Getting Started

Using with Batteries

Insert two AA (R6) batteries in correct polarity.



Notes

- When you are not going to use your Walkman for a long time, remove the batteries to prevent damage from battery leakage and corrosion.
- When the sound becomes unstable or cannot be heard, replace the old batteries with new ones.

Using External Power Sources

You can connect the following external power sources through the DC IN 3 V jack located on the bottom. (When you plug a cord into the DC IN 3 V jack, the internal batteries are automatically bypassed.)

- House current using an AC-E30L AC power adaptor
- 12 V car battery using a DCC-E130L car battery cord

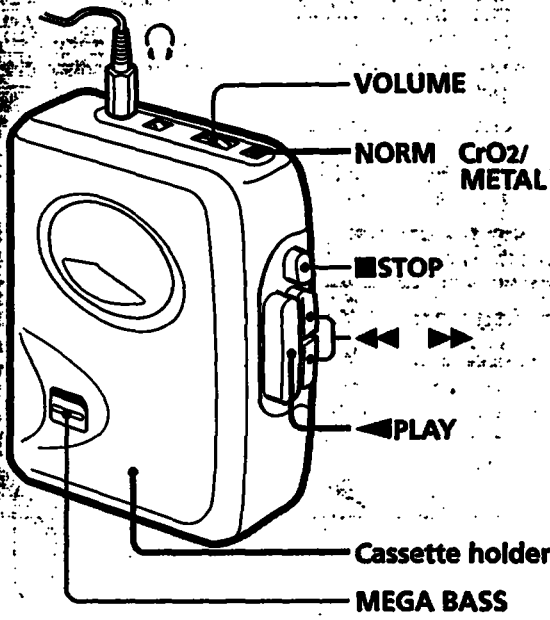
Note

Use only the recommended AC-E30L AC power adaptor (not supplied). Do not use any other AC power adaptor.




Polarity of the plug

Playing Cassettes




1 Insert a cassette.



2 Select NORM or CrO2/METAL mode to match the tape type.



3 Press PLAY.



Operating the Cassette Player


To wind the tape	Press ◀◀ or ▶▶.
To adjust the volume	Set the VOLUME control.
To stop	Press ■ STOP.

Notes on playing cassettes

- Do not use cassettes longer than 90 minutes except for long continuous playback.
- If the tape is playing but no sound comes out, the batteries may be weak. Replace all batteries with new ones.
- If your Walkman has not been used for a long time, run the Walkman for a few minutes before inserting a cassette.
- Do not wind the headphones cord around the Walkman. The buttons may be kept pressed, causing unnecessary battery usage.

Using MEGA BASS

Set the MEGA BASS switch to ON to produce deep and powerful sound.



When using MEGA BASS


If the AVLS selector is set to 1 or 2, the MEGA BASS effect is reduced.

Using AVLS

AVLS (Automatic Volume Limiter System)

The AVLS selector allows you to limit the maximum volume of your Walkman personal stereo without degrading the sound quality.

- When the AVLS selector is set to either position 1 or 2 (around 95dB, 85dB respectively), the volume will be kept at a moderate level without the degradation of the sound quality, even if you attempt to turn the volume up higher.
- When the AVLS selector is set to either position 1 or 2, the playback sound may be distorted or unstable according to the music (especially bass boosted part). If this happens, turn down the volume.
- When the AVLS selector is turned off, you will be able to enjoy the full volume capability of your Walkman personal stereo.



Specifications

Power Requirements

3 V DC Batteries AA (R6) x 2
External DC 3 V power sources

Battery Life

(approximate hours when using the batteries specified below)

Battery	Playback
Sony Alkaline AM3 (N)	8 hours
Sony SUM-3 (NS)	4 hours

Dimensions

93.9 x 111.6 x 35.9 mm (w/h/d)
(3⁷/₁₆ x 4¹/₂ x 1⁷/₁₆ in.) incl. projecting parts

Mass

185 g (6.6 oz) incl. batteries

Supplied Accessories

- Stereo headphones (1)
- Belt clip (1)

Optional Accessories

- AC power adaptor AC-E30L
- Car battery cord DCC-E130L

Your dealer may not handle some of the above listed accessories. Please ask the dealer for detailed information.

Design and specifications are subject to change without notice.

Precautions

Notes on headphones

Concerning road safety

Do not use headphones while driving, cycling, or operating any motorized vehicle. It may create a traffic hazard and is illegal in many areas. It can also be potentially dangerous to play your headsets at high volume while walking, especially at pedestrian crossings. You should exercise extreme caution or discontinue use in potentially hazardous situations.

Preventing hearing damage

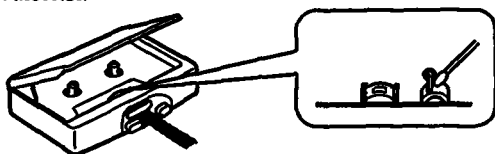
Do not use headphones at high volume. Hearing experts advise against continuous, loud and extended play. If you experience a ringing in your ears, reduce volume or discontinue use.

Caring for others

Keep the volume at a moderate level. This will allow you to hear outside sounds and to be considerate to the people around you.

Taking Care of Your Walkman

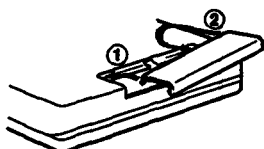
- Do not expose the Walkman to extreme temperatures, direct sunlight, moisture, sand, dust or mechanical shock. Never leave the Walkman in a car parked in the sun.
- Prolonged use may contaminate the tape head. If sound drop-out or excessive noise occurs, clean the head and tape path with alcohol.



- Clean the headphones plug periodically for optimum sound.
- Do not use alcohol, benzine or thinner to clean the case.

About the battery compartment lid

If the battery compartment lid is detached by an accidental drop, excessive force, etc., attach it as illustrated in the numbered order.



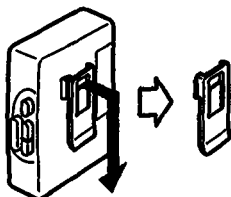
If you have any question or problem concerning your Walkman, please consult your nearest Sony dealer.

Using the Belt Clip

With the supplied belt clip, you can wear your Walkman on a belt for convenient use.

Removing the belt clip

Lift the tab slightly and push down with your finger to remove the belt clip from the Walkman.



Attaching the belt clip

Align the belt clip with the grooves on the back of the Walkman and slide the belt clip up until you hear a click, to firmly attach it to the Walkman.



SONY LIMITED WARRANTY

SONY ELECTRONICS INC. ("SONY") warrants this product against defects in material or workmanship, as follows:

1. For a period of 90 days from the date of retail purchase, SONY shall at its sole and absolute option either repair the defective product at no charge or replace the defective product with the same model or its equivalent model at no charge through a SONY SERVICE CENTER.

To obtain warranty service during the initial 90-days period, you must take the product, or deliver the product prepaid, to one of the SONY SERVICE CENTERS located in the United States.

2. After the initial 90-days period, SONY will supply, at no charge, new or rebuilt replacements for defective parts for a period of 1 year from the date of retail purchase.

Labor for removal and installation of these parts is available from your SONY authorized service facility or SONY SERVICE CENTER, at your expense.

Proof of purchase in the form of a bill of sale or receipted invoice, which indicates that the product is within the warranty period, must be presented to obtain warranty service.

This warranty does not cover cosmetic damage, and damage to any part of the product, including the antenna, which results from acts of God, accident, misuse, abuse, improper maintenance, or connection to an improper voltage supply.

This warranty is valid only if the serial number appears on the product. This warranty is valid only in the United States of America.

REPAIR OR REPLACEMENT AS PROVIDED UNDER THIS WARRANTY IS THE EXCLUSIVE REMEDY OF THE CONSUMER. SONY SHALL NOT BE LIABLE FOR ANY INCIDENTAL OR CONSEQUENTIAL DAMAGES FOR BREACH OF ANY EXPRESS OR IMPLIED WARRANTY ON THIS PRODUCT, EXCEPT TO THE EXTENT PROVIDED BY APPLICABLE LAW. ANY IMPLIED WARRANTY OF MERCHANTABILITY OR FITNESS FOR A PARTICULAR PURPOSE ON THIS PRODUCT IS LIMITED IN DURATION TO THE DURATION OF THIS WARRANTY.

Some states do not allow the exclusion or limitation of incidental or consequential damages, or limitations on how long an implied warranty lasts, so the above limitations or exclusions may not apply to you. In addition, if you enter into a service contract with the Sony Partnership within 90 days of the date of sale, the limitation on how long an implied warranty lasts does not apply to you. This warranty gives you specific legal rights, and you may also have other rights which vary from state to state.

Please refer to the list of SONY SERVICE CENTERS on the reverse side for the SONY SERVICE CENTER nearest you.

For your convenience, Sony Electronics Inc. has established the Customer Information Center to supply you with product or service information.

Important: If returning product for service, please see reverse side of this card for your nearest Sony Service Center.

SONY CUSTOMER INFORMATION CENTER
201-830-SONY (7669)
714-821-SONY (7669)
708-205-SONY (7669)

or write to:

SONY CUSTOMER INFORMATION CENTER
Sony Drive, Mail Drop #T1-1
Park Ridge, New Jersey 07656

SONY ELECTRONICS INC.
Sony Drive, Park Ridge, New Jersey 07656

Sony Service Centers

Arizona Phoenix 2240 North Scottsdale Road Tucson, AZ 85718 (602) 946-7668	Hawaii Honolulu 830 Maimunana Street Honolulu, HI 96818 (808) 534-8122	Massachusetts St. Louis 12483-D Natural Bridge Road Beverton, MA 03044 (314) 291-2201
California Burbank (Los Angeles area) 4100 Riverside Drive, Suite A Burbank, CA 91506 (818) 842-7668 Casta Mesa (Orange County area) 2729 Shear Street South Casta Mesa, CA 92026 (714) 949-8239 San Bruno (San Francisco area) 751 Camino Plaza San Bruno, CA 94066 (415) 871-2610 San Diego 8976 Camarillo Drive San Diego, CA 92123 (619) 279-2724 San Jose 1269 Old Oakland Road San Jose, CA 95112 (408) 260-7668	Illinois Chicago 1730 West Fullerton, Suite 4 Business Shipping Center Chicago, IL 60614 (312) 529-8585 Milwaukee (Chicago NW) 7640 North Caldwell Avenue Niles, IL 60058 (708) 647-2400 Westmont (Chicago SW) 6036 38 South Cass Avenue Westmont, IL 60559 (708) 969-0049 Kansas Kansas City 11712 West 95th Street Overland Park Overland Park, KS 66204 (913) 888-2622 Maryland (Washington D.C.) Washington DC 1305 Sullymatta Avenue Bethesda, MD 20705 (301) 989-1618 Massachusetts Boston 330 University Avenue 128 Westwood Industrial Center Westwood, MA 02090 (617) 329-8130 Michigan Detroit 42304 Elyon Mile Road Novi, MI 48060 (313) 344-0044 Minnesota Minneapolis 4300 W. 38 1/2 Street St. Louis Park, MN 55416 (612) 520-8000	New Jersey Mahwah (NY, Massachusetts Area) 288 Route 17 South Mahwah, NJ 07430 (201) 529-9655 Union Business Shipping Center US Highway 22 At Morris Avenue NJ 07003 (201) 687-6655 Ohio Cleveland 6370 York Road Parma Heights, OH 44130 (216) 946-7668 Pennsylvania Pittsburgh 881 Pine Avenue King of Prussia, PA 19406 (215) 788-8850 Pittsburgh Westford Plaza 10610 Perry Highway dr. 19A Westford, PA 15080 (412) 936-8468 Texas Dallas 604 Preston Valley Shopping Center Dallas, TX 75230 (214) 661-2627 Houston 7639 Weathermar Houston, TX 77063 (713) 783-6761 Washington Seattle 835 Faldge Seattle, WA 98108 (206) 782-8900
Colorado Denver Havana Plaza Center 10740 East Bell Avenue Aurora, CO 80014 (303) 755-7668 Florida Fort Lauderdale 2850 North 28th Terrace Hallwood, FL 33020 (305) 930-8600 Georgia Atlanta 120 Westside North Parkway East Suite 610 Atlanta, GA 30339 (404) 953-8871		

Sony District Service Offices

Western Zone Western District Sony Service Company 2729 Shear Street South Casta Mesa, CA 92026 (714) 949-8236 Northwestern District Sony Service Company 1269 Old Oakland Road San Jose, CA 95112 (408) 260-7678	Central Zone Midwest District Sony Service Company 1300 W. Arlington Heights Rd. Itasca, IL 60143 (708) 773-7668 East Central District Sony Service Company 26200 Town Center Drive, Suite 300 Nov. MI 48060 (313) 247-2251	Eastern Zone Eastern District Sony Service Company 288 Route 17 South Mahwah, NJ 07430 (201) 529-9656 Mid-Atlantic District Sony Service Company 851 Park Avenue King of Prussia, PA 19406 (215) 788-8850
--	--	--