

SONY

Model: XBR-52HX909

Description: LCD TV

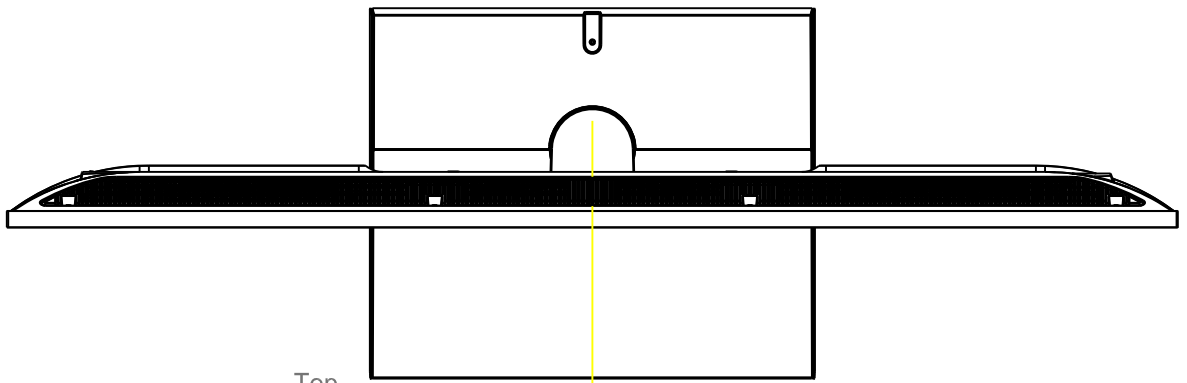

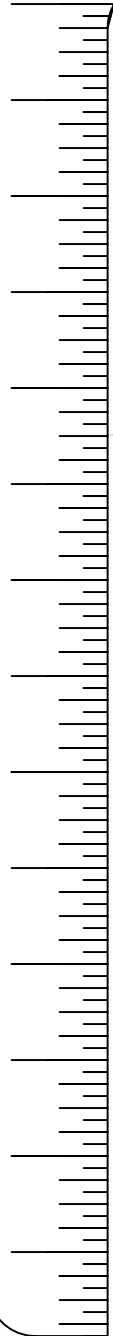
Dimensions: 49 $\frac{7}{8}$ " 31 $\frac{7}{8}$ " 15 $\frac{3}{4}$ "

(WHD): 49 $\frac{7}{8}$ " 30 $\frac{5}{8}$ " 2 $\frac{5}{8}$ " w/o stand

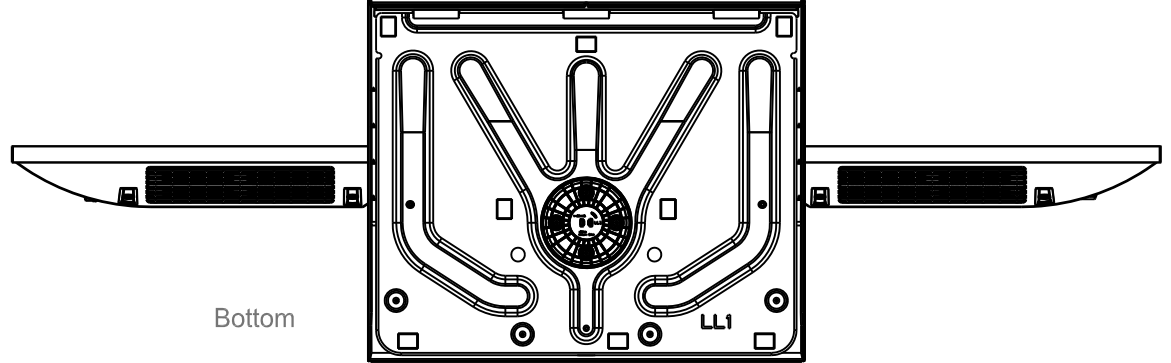
Weight: TBD

Carton Dimensions: tbd
(WHD):

Power 120V AC
requirements: 60HZ



Top



Bottom

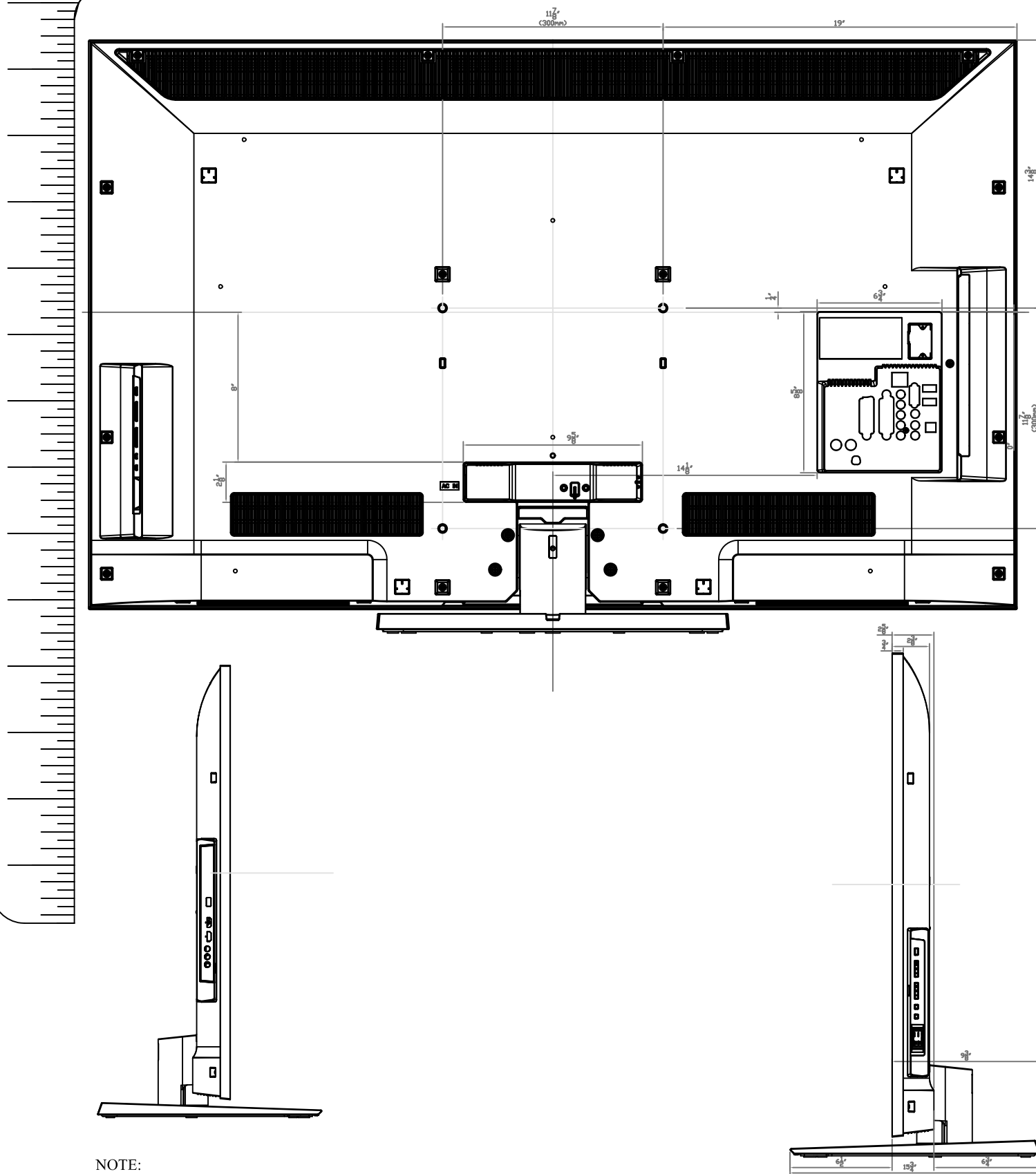
NOTE:
WHERE THERE ARE CLOSE TOLERANCES INVOLVED IN CABINET BUILDING OR APPLICATIONS WHICH REQUIRE A GREAT DEGREE OF PRECISION, WE RECOMMEND THAT THE PRODUCT ITSELF BE USED TO MAKE THE ACTUAL MEASUREMENTS. SONY WILL NOT BE HELD RESPONSIBLE FOR INACCURACIES IN THE DESIGN OR MANUFACTURE OF ENCLOSURES.

SONY

Model: XBR-52HX909

Description: LCD TV
Dimensions: 49 $\frac{7}{8}$ " 31 $\frac{7}{8}$ " 15 $\frac{3}{4}$ "
(WHD): 49 $\frac{7}{8}$ " 30 $\frac{5}{8}$ " 2 $\frac{5}{8}$ " w/o stand
Weight: TBD

Carton Dimensions: tbd
(WHD):
Power 120V AC
requirements: 60HZ



NOTE:

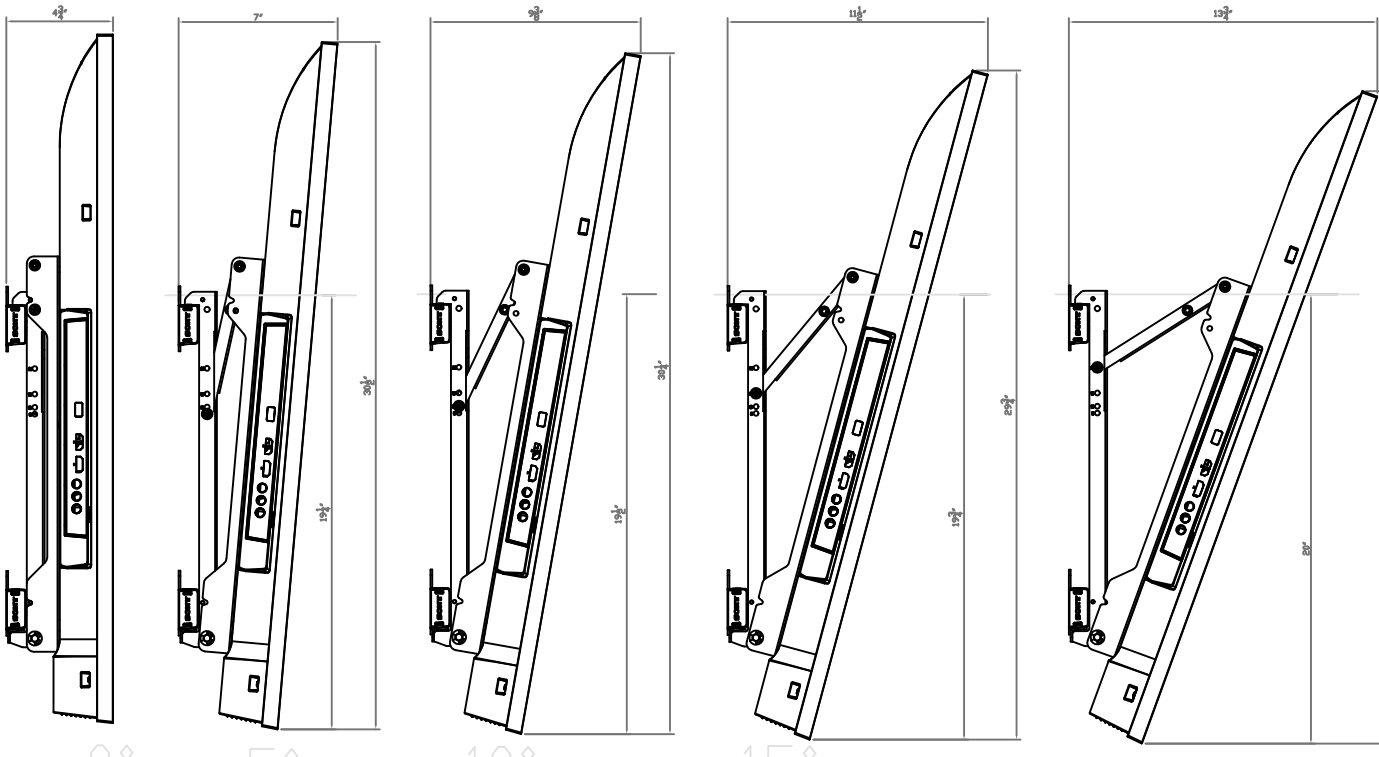
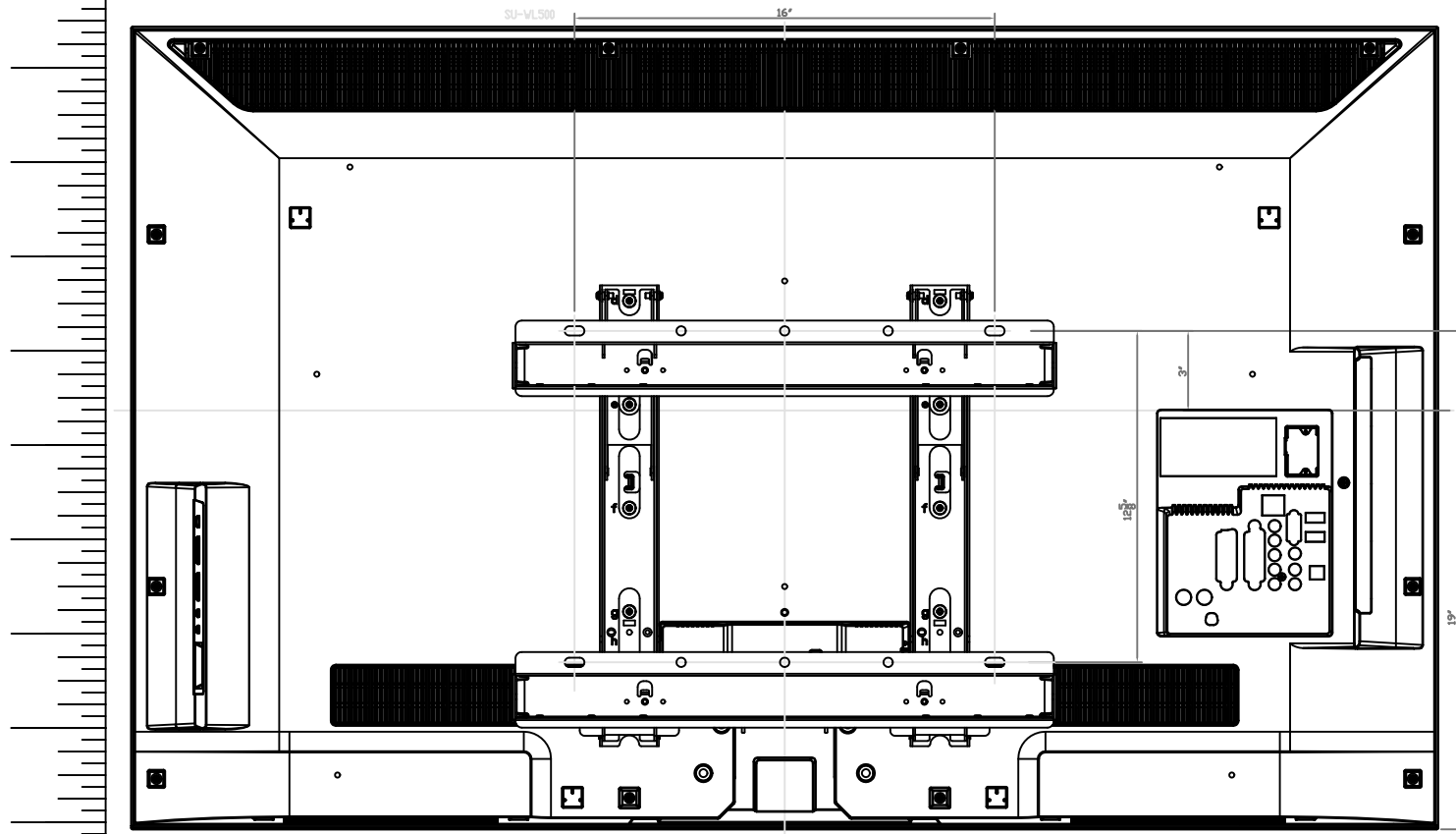
WHERE THERE ARE CLOSE TOLERANCES INVOLVED IN CABINET BUILDING OR APPLICATIONS WHICH REQUIRE A GREAT DEGREE OF PRECISION, WE RECOMMEND THAT THE PRODUCT ITSELF BE USED TO MAKE THE ACTUAL MEASUREMENTS. SONY WILL NOT BE HELD RESPONSIBLE FOR INACCURACIES IN THE DESIGN OR MANUFACTURE OF ENCLOSURES.

SONY

Model: XBR-52HX909

Description: LCD TV
Dimensions: 49 $\frac{7}{8}$ " 31 $\frac{7}{8}$ " 15 $\frac{3}{4}$ "
(WHD): 49 $\frac{7}{8}$ " 30 $\frac{5}{8}$ " 2 $\frac{5}{8}$ " w/o stand
Weight: TBD

Carton Dimensions: tbd
(WHD):
Power 120V AC
requirements: 60HZ



NOTE:

WHERE THERE ARE CLOSE TOLERANCES INVOLVED IN CABINET BUILDING OR APPLICATIONS WHICH REQUIRE A GREAT DEGREE OF PRECISION, WE RECOMMEND THAT THE PRODUCT ITSELF BE USED TO MAKE THE ACTUAL MEASUREMENTS. SONY WILL NOT BE HELD RESPONSIBLE FOR INACCURACIES IN THE DESIGN OR MANUFACTURE OF ENCLOSURES.

Sony Installation Support - (866)924-7669 - www.sony.com/dn

Features and specifications subject to change without notice. Non-Metric weights and measurements are approximate.