

SONY

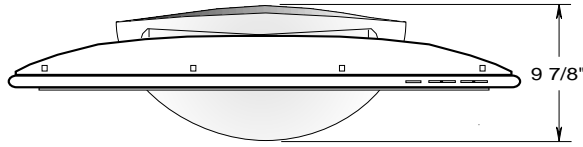
KE-32TS2

DESCRIPTION: 32" Flat Panel TV
DIMENSIONS (WHD): 33 3/4" X 24 3/4" X 5 1/4"
WEIGHT: 57 lbs 3 oz.

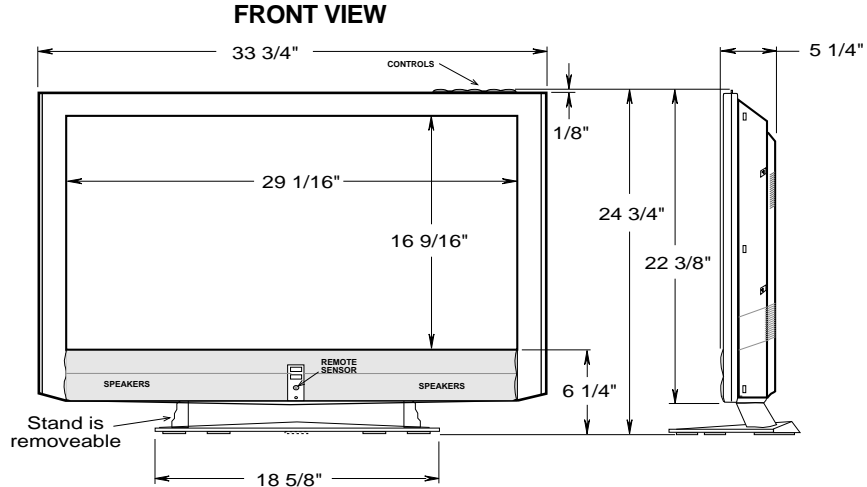
POWER REQUIREMENTS: 120V AC 60Hz
POWER CONSUMPTION: 300W 1.7w Stby

RM-923Y REMOTE CONTROL

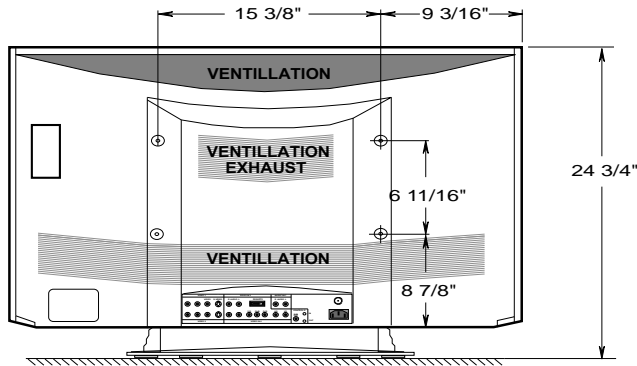
TOP VIEW



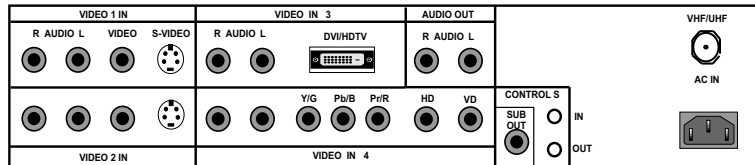
SIDE VIEW



BACK VIEW



JACK PACK



NOTE :
WHERE THERE ARE CLOSE TOLERANCES INVOLVED IN CABINET BUILDING OR APPLICATIONS WHICH REQUIRE A GREAT DEGREE OF PRECISION WE RECOMMEND THAT THE PRODUCT ITSELF BE USED TO MAKE THE ACTUAL MEASUREMENTS. SONY WILL NOT BE RESPONSIBLE FOR INACCURACIES IN THE DESIGN OR MANUFACTURE OF ENCLOSURES .